

[Privacy](#) [Contact Us](#) [Logout](#)

[Home](#) [New Survey](#) [My Surveys](#) [List Management](#) [My Account](#) [Help Center](#)

Wednesday, August 30, 2006

Results Summary

Show All Pages and Questions

[Export...](#) [View De](#)

Filter Results

To analyze a subset of your data, you can create one or more filters.

[Add Filter...](#) **Total:** 358
Visible: 358



Share Results

Your results can be shared with others, without giving access to your account.



[Configure...](#) **Status:** Enabled
Reports: Summary and Detail

1. Untitled Page



1. Does your Executive Director serve on your Board of Directors?

	Response Percent	Response Total
Yes 	50.8%	182
No 	49.2%	176
Total Respondents		358
(skipped this question)		0

2. If "Yes", does the Executive Director get a vote?

	Response Percent	Response Total
Yes 	49.8%	105
No 	50.2%	106
Total Respondents		211
(skipped this question)		147



3. Do you consider it important for the Executive Director to be on the Board?

	Response Percent	Response Total
Yes 	54.5%	186
No 	45.5%	155
Total Respondents		341
(skipped this question)		17

4. Please explain:

View Total Respondents	255
(skipped this question)	103

5. Do you consider it important for the Executive Director to NOT be on the Board

	Response Percent	Response Total
Yes 	36.8%	106
No 	63.2%	182
Total Respondents		288
(skipped this question)		70








6. Please explain:

View Total Respondents	156
(skipped this question)	202

7. How many people serve on your Board of Directors (excluding Honorary, Advisory or Emeriti Directors)?

View Total Respondents	342
(skipped this question)	16

8. What's your organization's budget size?

	Response Percent	Response Total
under \$100,000 	11.5%	40
\$100,000 - \$250,000 	12%	42
\$250,000 - \$500,000 	9.7%	34
\$500,000 - \$750,000 	7.7%	27
\$750,000 - \$1 million 	9.7%	34
\$1 million - \$5 million 	32.1%	112
over \$5 million 	17.2%	60
Total Respondents		349
(skipped this question)		9

9. What is the primary focus of your nonprofit?

	Response Percent	Response Total
Arts 	15.6%	55

	Education 	15.9%	56
	Social Service 	18.2%	64
	Health 	9.1%	32
	Philanthropy 	4%	14
	Religion/Faith-based 	2.6%	9
<input type="button" value="View"/>	Other (please specify) 	34.7%	122
		Total Respondents	352
		(skipped this question)	6

SurveyMonkey is Hiring! | [Privacy Statement](#) | [Contact Us](#) | [Logout](#)

Copyright ©1999-2006 SurveyMonkey.com. All Rights Reserved.
 No portion of this site may be copied without the express written consent of SurveyMonkey.com.