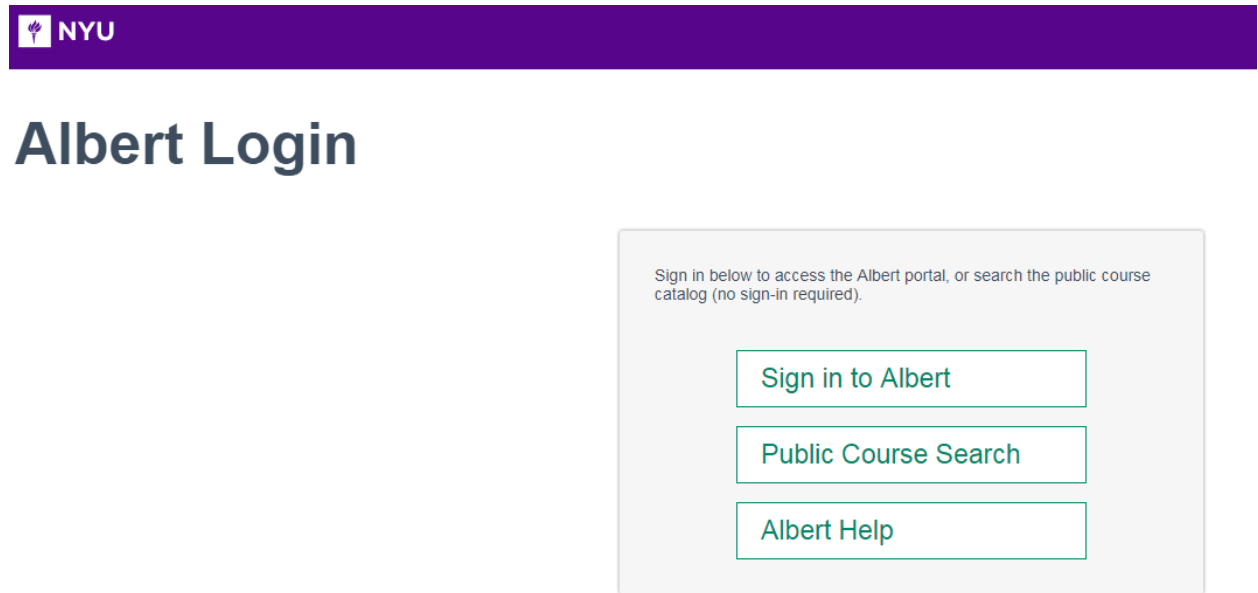
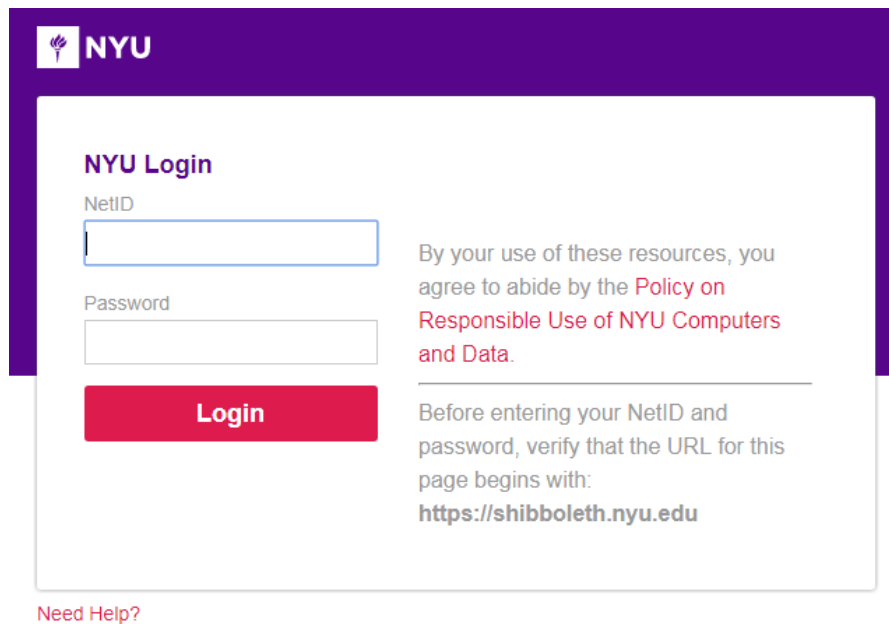


Law Summer Housing Deposit Instructions

1. Navigate to albert.nyu.edu.



2. Click the "Sign in to Albert" button and log in with your NYUHome credentials (NetID and password).



3. In Albert under the “Housing” tab, click the “NYU Housing Payments” link.

Albert

HOUSING

Housing Links

NYU Housing Payments

Copyright 1999-2019
New York University

4. Click the link “Click here to continue to the NYU Office of the Bursar eSuite.”
[Transfer to the NYU Office of the Bursar Electronic Suite \(eSuite\)](#)

Please click on the link below to be connected to the NYU Office of the Bursar eSuite.


This link will open a new window. You may need to configure your browser to accept pop-up windows from this site.

After clicking the link it may take the system a few moments to transfer you while the system calculates your current tuition balance, if needed.


Thank you for your patience.


[Click here to continue to the NYU Office of the Bursar eSuite](#)


5. In eSuite, click the “Deposits” tab.

 [My Account](#) [Make Payment](#) [Payment Plans](#) [Deposits](#) [Refunds](#) [Help](#)

Deposit Payment


Amount



Payment


Confirmation

Select a term then deposit payment account you would like to make a payment toward


Select a term

6. Select the Summer term from the drop-down. Be sure to select “**Law Summer Housing Deposit**” in the second drop-down and continue with the payment.




Welcome to the New York University
Electronic Suite (eSuite)

Office of the Bursar
www.nyu.edu/bursar

 My Account Make Payment Payment Plans Deposits Refunds Help

Deposit Payment



Select a term then deposit payment account you would like to make a payment toward

Select a term Select

Select a deposit Select