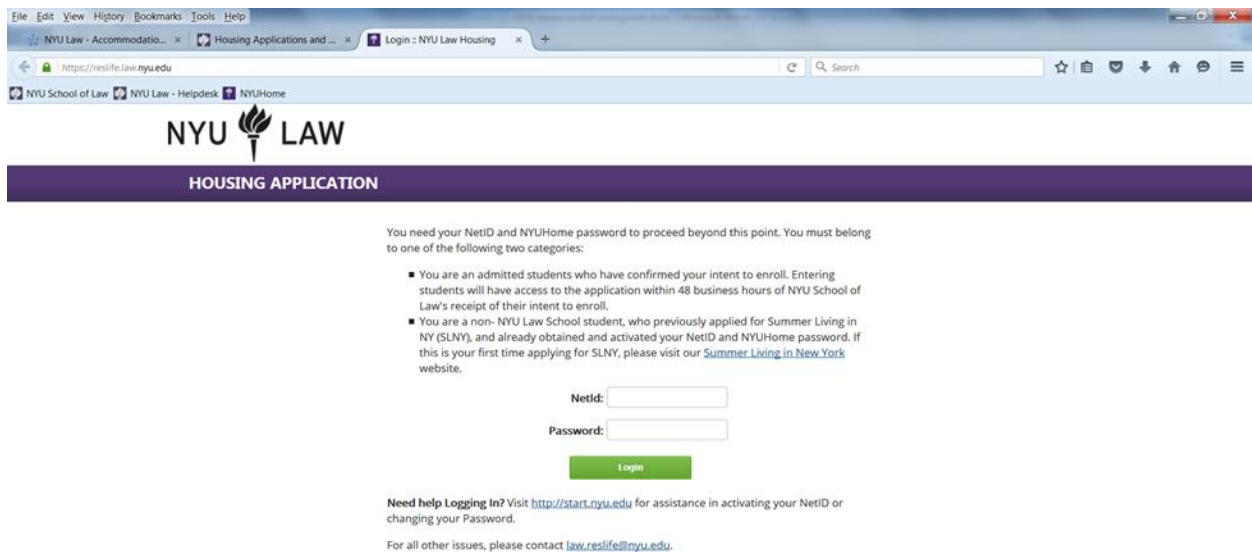


# Lottery and Room Selection

## Participate in Room Selection- Individual Phase I

- To log into the housing portal use your NYU Home NetID and Password.



The screenshot shows a web browser window with the URL <https://reslife.law.nyu.edu>. The page features the NYU Law logo and a purple header with the text "HOUSING APPLICATION". Below the header, a message states: "You need your NetID and NYUHome password to proceed beyond this point. You must belong to one of the following two categories:"

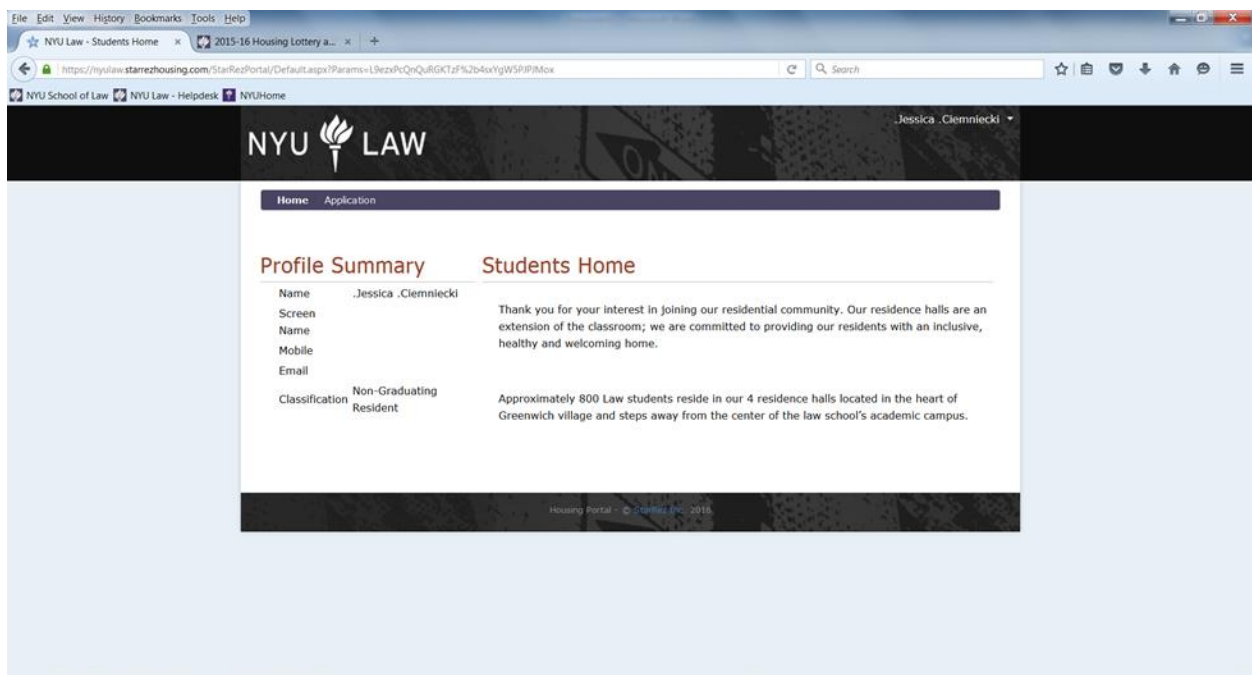
- You are an admitted students who have confirmed your intent to enroll. Entering students will have access to the application within 48 business hours of NYU School of Law's receipt of their intent to enroll.
- You are a non- NYU Law School student, who previously applied for Summer Living in NY (SLNY), and already obtained and activated your NetID and NYUHome password. If this is your first time applying for SLNY, please visit our [Summer Living in New York](#) website.

Below the list are two input fields: "Netid:" and "Password:". A green "Login" button is positioned below the password field.

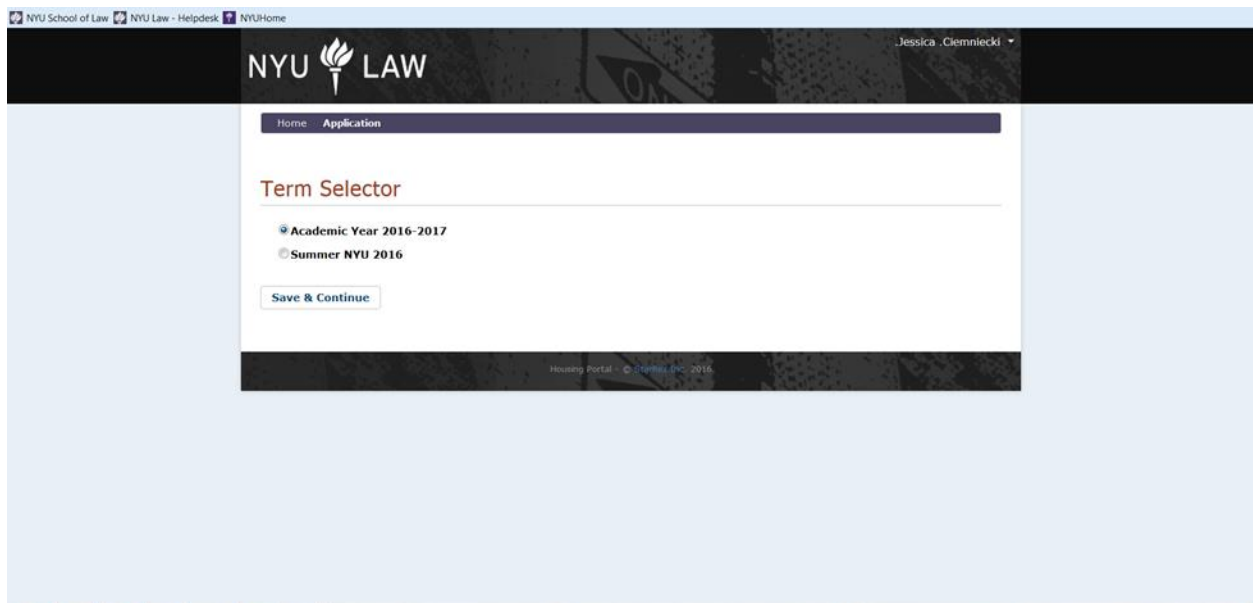
Need help Logging In? Visit <http://start.nyu.edu> for assistance in activating your NetID or changing your Password.

For all other issues, please contact [law.reslife@nyu.edu](mailto:law.reslife@nyu.edu).


- Next, click on the Application tab at the top of the page.



- Click on the Academic Year 2016-2017 Term below, Save and Continue.



- After reviewing the information on the Welcome page, click Continue.



## Welcome

(Step 1 of 4)



Thank you for your interest in returning to NYU School of Law Housing for the 2014-2015 academic year. 2014-2015 School of Law Housing Lottery and Room Selection is a two-phase process beginning in late January with reapplication and concluding in February with room selection. Current 2013-2014 Law School residents are able to participate in this process to secure housing for the 2014-2015 academic year.

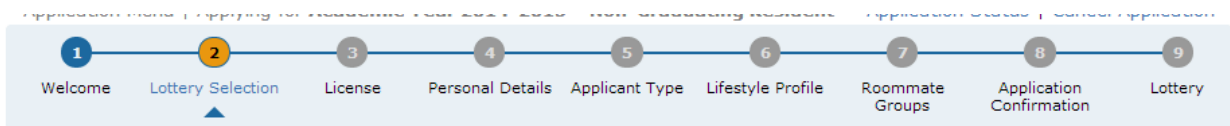
Please be sure to review the all components of the [lottery](#) process prior to completing Phase 1.

The simplified process will allow our current residents to choose one of three choices:

1. Renew current assignment for academic year 2014-2015
2. Enter as an individual or family unit
3. Enter as a newly formed group (maximum of 3 participants)

[Continue](#)

- In the drop down, you can indicate your lottery selection. Participate in Room Selection, Save and Continue.



## Lottery Selection

(Step 2 of 9)

What part of Lottery will you participate in?

Participate In Room Selection ▼

[Save & Continue](#)

- Review the License agreement.

The screenshot shows a web browser window with the URL <https://nyulaw.starezhousing.com/StarRezPortal/GeneratedSection.aspx?Params=L9eZzPcQnQnHT%2fDwvmM%2bxLr8dEpMpel>. The page header includes the NYU LAW logo and the user name Jessica Cierniecki. A progress bar at the top indicates the current step in the application process: 1. Welcome, 2. License (current step), 3. Personal Details, 4. Special Accommodation, 5. Accommodation Preferences, 6. Additional Preference Information, 7. Lifestyle Profile, 8. Roommate Request, and 9. Confirmation.

## License (Step 2 of 9)

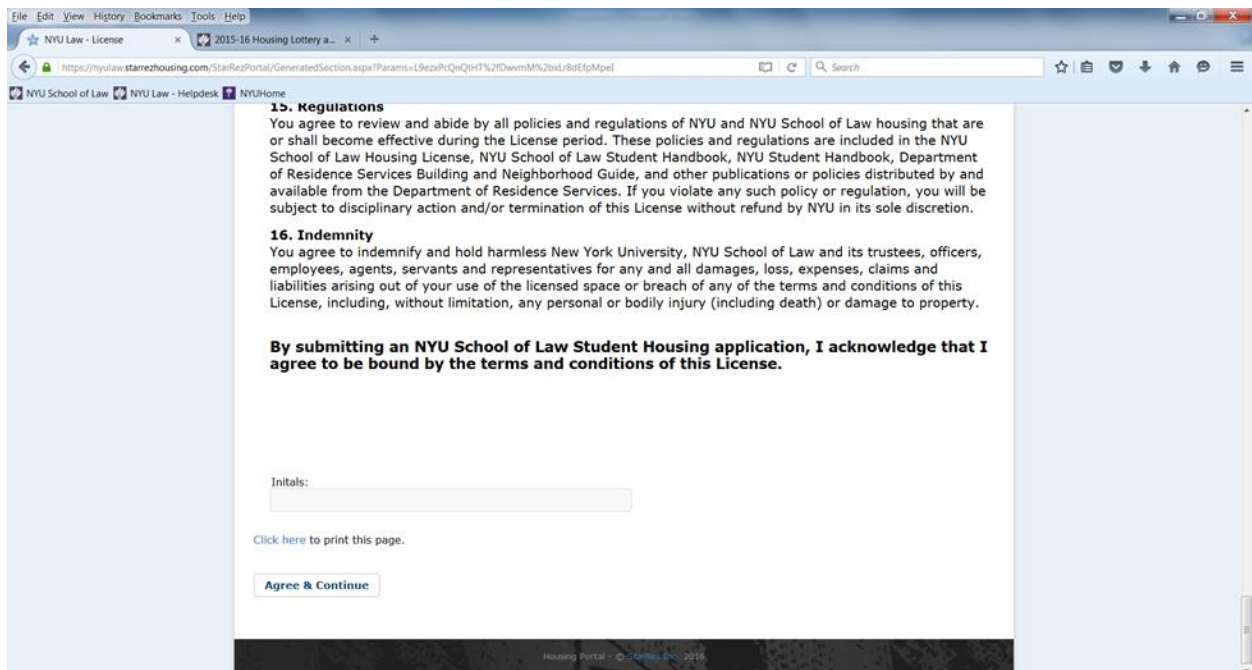
**2016-17 Entering Student Housing License**

Please review this License agreement carefully. You must agree to the terms and conditions of this License prior to submitting a returning student academic year housing application online.

**1. License**  
This License is for use of assigned space(s) in New York University ("NYU") School of Law residences and may not be changed or supplemented except in writing signed by you and approved in writing by a representative of the NYU School of Law Department of Residence Services. Apartmentmate requests based upon race, color, religion, sexual orientation, physical characteristic, gender identity/expression, or national origin cannot be accepted.

**2. License Period**  
Unless terminated sooner as provided in Sections 11 and 12 of this license, the academic year License period will begin on August 27, 2016 and extend to 10:00 A.M. on Wednesday, May 17, 2017 for all non-graduating students; the academic year License period for graduating students will begin on August 27, 2016 and extend to 10:00 A.M. on Saturday, May 20, 2017. All JD1 students are scheduled to arrive on Wednesday, August

- You must agree to the terms and conditions of this license before you can continue. After submitting your initials, click Agree and Continue.



- Review your personal details.

The screenshot shows a web browser window with the URL <https://nyulaw.starrezhousing.com/StarRezPortal/GeneratedSection.aspx?Params=L9ezsPcQnQHT%2fDwvmM%2bxCgNMep41hw2>. The page header includes the NYU LAW logo and the user name "Jessica Ciemniecki". A navigation bar shows the current step in the application process: 1. Welcome, 2. License, 3. Personal Details (highlighted), 4. Special Accommodation, 5. Accommodation Preferences, 6. Additional Preference Information, 7. Lifestyle Profile, 8. Roommate Request, and 9. Confirmation. Below the navigation bar, the "Personal Details" section is titled "(Step 3 of 9)". A message reads: "Please review and verify that all of your personal details below are correct. Please also complete the additional details section below." Under the heading "Enrollment Information", there are four input fields: "Admit Type:", "Academic Program:", "Current Program:", and "Enrollment Class:".



- After reviewing your personal details, click Continue.

#### Emergency Contact Information

---

Contact Name:

Relationship:

Street Address:

Street Address 2:

City:

State/Province:

Zip/Postal Code:

Country:

Phone Number:

Cell Phone Number:

Email Address:

[Continue](#)

- In the drop down you can indicate if you will require special accommodations, click Continue.

File Edit View History Bookmarks Tools Help

NYU Law - Special Accom... 2015-16 Housing Lottery a...

https://nyulaw.starzhousing.com/StarRezPortal/GeneratedSection.aspx?Params=L9ezPcQnQHT%2IDwvmM%2bxBGRn/VhdCl

NYU School of Law NYU Law - Helpdesk NYUHome

Accommodation Preferences Preference Information Request

### Special Accommodation (Step 4 of 9)

The Henry and Lucy Moses Center for Students with Disabilities (CSD) determines qualified disability status and assists students in obtaining appropriate accommodations and services.

**How to Register with CSD**  
Students in higher education who wish to receive accommodations must self disclose by registering their disability with CSD. The Moses Center for Students with Disabilities (CSD) has established the following process for registration with the office:

- Complete an Application for Services form.
- Gather and submit current documentation of your disability. To register a learning disability or ADD/ADHD, you must submit a current psycho-educational or neuro-psychological evaluation. For all other disability types, you may submit the CSD Certification of Disability form completed by a qualified health professional/clinician. Please refer to our Disability Documentation Guidelines and choose the one specific to your disability to give to your clinician to use as a guide for completing the Certification of Disability form or psycho-educational or neuro-psychological evaluation.
- Submit a signed Authorization for Release of Information form so CSD has your permission to contact your clinician if necessary.
- After you have submitted the Application for Services, current disability documentation, and a signed Authorization for Release of Information form, your request for accommodations will be reviewed by a CSD Disability Specialist. You will then be contacted to schedule a meeting to discuss one of the following: 1. Your approved accommodations and how to use the services provided by CSD; 2. The need for additional documentation of your disability; 3. Why you have not been approved for accommodations through CSD

\*\*Please note that all CSD forms are also available at the Moses Center at 726 Broadway, 2nd Floor.

Do you require a reasonable housing accommodation based on a disability?  
- Please Select -

**If you require a reasonable housing accommodation based on disability, you must complete the Request for Reasonable Accommodations provided by the Moses Center for Students with Disabilities.**

Continue

- Select your Applicant Type. Non-Family Housing or Family Housing. Click Save and Continue.

The screenshot shows a multi-step application process. At the top, a progress bar contains nine steps: 1. Welcome, 2. Lottery Selection, 3. License, 4. Personal Details, 5. Applicant Type (highlighted with a yellow circle and an upward-pointing triangle), 6. Lifestyle Profile, 7. Roommate Groups, 8. Application Confirmation, and 9. Lottery.

Below the progress bar, the main heading is "Applicant Type" in a brown font, with "(Step 5 of 9)" in a smaller grey font to the right. Underneath, the label "Applicant Type \*" is followed by a dropdown menu currently set to "Non-Family Housing".

A note below the dropdown reads: "\* Specific rooms may NOT be available for your selection based on your response."

A "Save & Continue" button is located below the note.

At the bottom of the page, a dark grey footer contains the text: "Housing Portal - v9.3 (2687) - Db 9.3 - © StarRez Inc. 2014".

- You may provide your Lifestyle preferences on this page. Click Save and Continue.

### Lifestyle

Please be realistic about your lifestyle habits – don't forget you won't be on a college schedule anymore, so think about your preferences, and not necessarily your college habits.

**Do you expect the common areas (bathroom, living room, and kitchen) in the apartment to be cleaned and tidy at all times.**

No Yes

No Preference

**Do you prefer noise while studying (television, music, etc.)?**

No Yes

No Preference

**Do you generally expect to wake up before 8am?**

No  Yes

**Do you generally prefer to go to bed later than 12am?**

No  Yes

### Smoking

**Do you occasional smoke in social setting?**

No  Yes

**Do you want a social smoker for a roommate?**

No Yes

No Preference

[Save & Continue](#)

- When participating in the lottery without roommates, click Save and Continue.

## Roommate Groups

---

**You can search for possible roommates and invite them to room with you or you can accept random selection based on your profile.**

Please note that roommate requests, and all selectable housing options, must be mutual to be honored. While we try to accommodate preferences, not all requests can be honored.

You are NOT required to choose a preferred roommate. If you do not have a roommate request, please use the "Continue" button at the bottom of the page to proceed.

### Group Members

---

You are not currently in a Roommate Group. You can search for a group to join using the links below.

### Available Actions

---

[Join A Group](#)

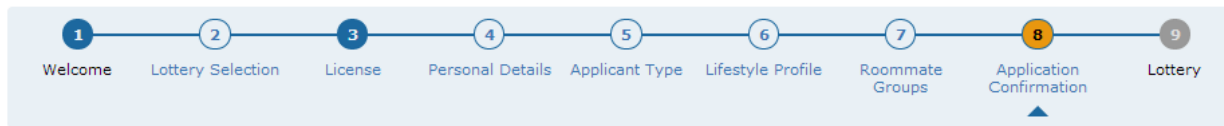
If you know the group name and password, you can add yourself to a group

[Create A Group](#)

You will become the Group Leader of your new group and can give the Group Name & Password to other members to join.

[Save & Continue](#)

- You have now completed Phase I of the Lottery and Room Selection Process, Click Confirm to proceed.



## Application Confirmation

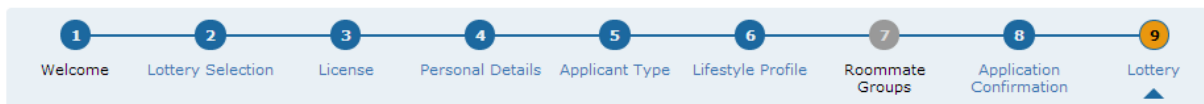
(Step 8 of 9)

Thank you for completing Phase 1 of the lottery process.

Your application for room selection has been received. You will receive your selection date/time for Phase 2 on Friday, February 7, 2014. All correspondences will be sent to your NYU Home Account ONLY.

[Confirm](#)

- When you return to the portal, this page “9” will provide you with your lottery number and time. Click Save and Continue.



## Lottery

(Step 9 of 9)

[Main](#) | [Individual Lottery](#) | [Priority Lottery](#)

### Your Timeslot:

You are not assigned to a room for this term. You will be able to select a new room at your designated room selection date and time.

[Save & Continue](#)

- You may review your application status. Once you have completed Phase II, this page will provide you with your assignment details should you log back into the portal.

The screenshot shows a web browser window displaying the NYU Law Housing Applications portal. The browser's address bar shows the URL: <https://nyulaw.starezhousing.com/StarRezPortal/Modules/Renewal/RenewalStatus.aspx?Params=L9ezpCqRqHT%2FDwmmM%2bxiHM71dWn5HCe>. The user is logged in as Jessica Ciemniecki.

The page features a navigation menu with the following steps: 1. Welcome, 2. License, 3. Personal Details, 4. Special Accommodation, 5. Accommodation Preferences, 6. Additional Preference Information, 7. Lifestyle Profile, 8. Roommate Request, and 9. Confirmation. The current page is "Application Status".

**Application Status**

This page contains the current progress of your application.

The information below contains the specific duration and details of your application.

Your application is currently complete. Please check the menu for steps that are still open. You may cancel the application by selecting the 'Cancel Application' step.

**.Ciemniecki, Jessica**

<b>Term:</b>	Academic Year 2016-2017
<b>Status:</b>	<ul style="list-style-type: none"><li>✓ Applied : 2/2/2016 2:29:00 PM</li><li>✓ Contract Signed</li><li>✓ Application Complete</li></ul>