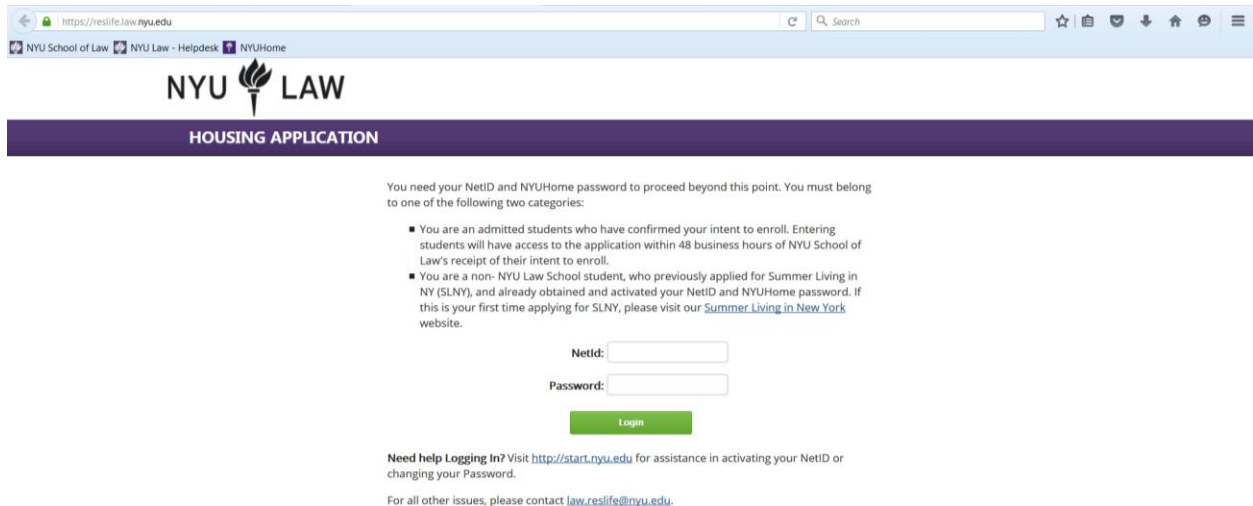


# Lottery and Room Selection

## Renew Current Assignment

- To log into the housing portal use your NYU Home NetID and Password.



The screenshot shows a web browser window with the URL <https://reslife.law.nyu.edu>. The browser tabs include "NYU School of Law", "NYU Law - Helpdesk", and "NYUHome". The page header features the "NYU LAW" logo and a purple banner with the text "HOUSING APPLICATION".

You need your NetID and NYUHome password to proceed beyond this point. You must belong to one of the following two categories:

- You are an admitted students who have confirmed your intent to enroll. Entering students will have access to the application within 48 business hours of NYU School of Law's receipt of their intent to enroll.
- You are a non- NYU Law School student, who previously applied for Summer Living in NY (SLNY), and already obtained and activated your NetID and NYUHome password. If this is your first time applying for SLNY, please visit our [Summer Living in New York](#) website.

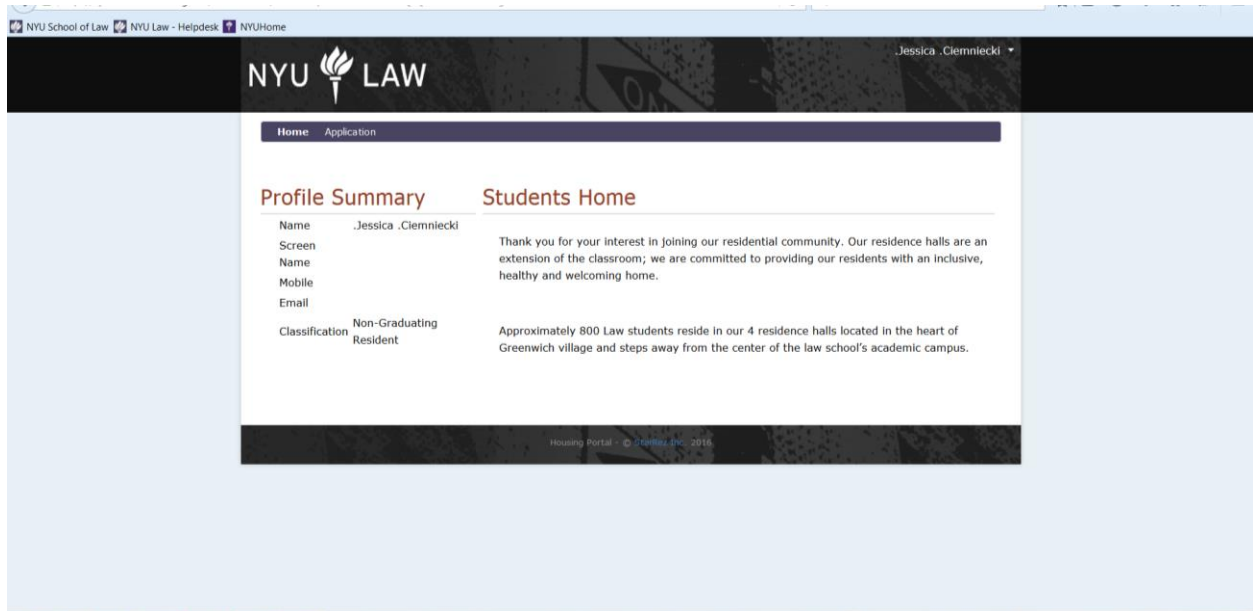
Netid:

Password:

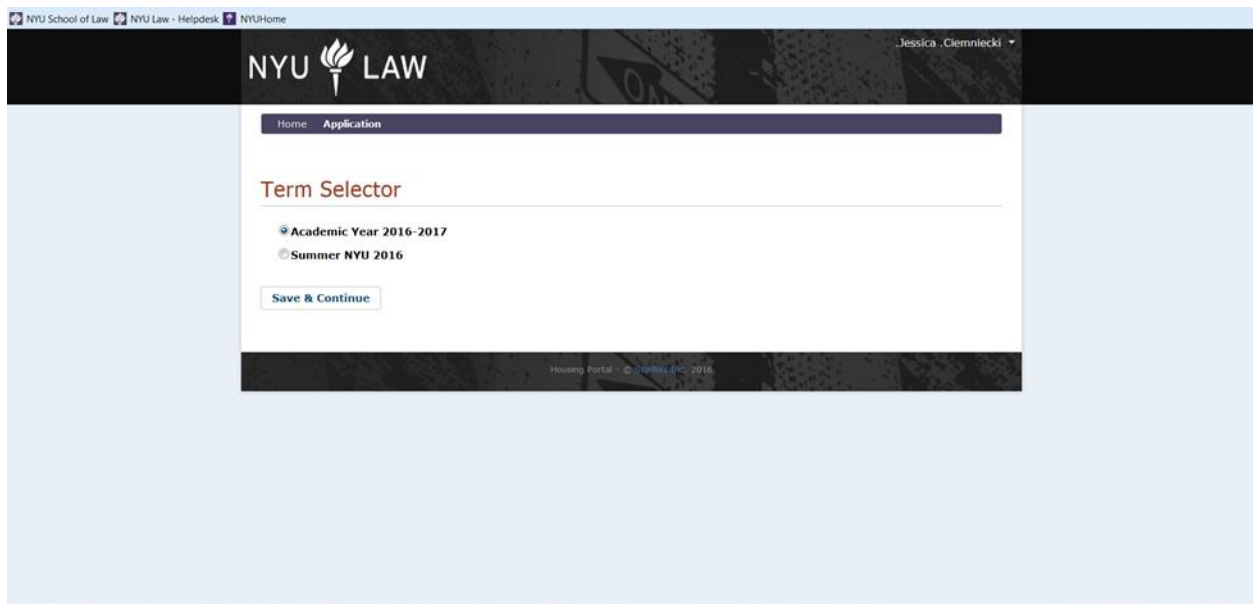
**Need help Logging In?** Visit <http://start.nyu.edu> for assistance in activating your NetID or changing your Password.

For all other issues, please contact [law.reslife@nyu.edu](mailto:law.reslife@nyu.edu).

- Next, click on the Application tab at the top of the page.

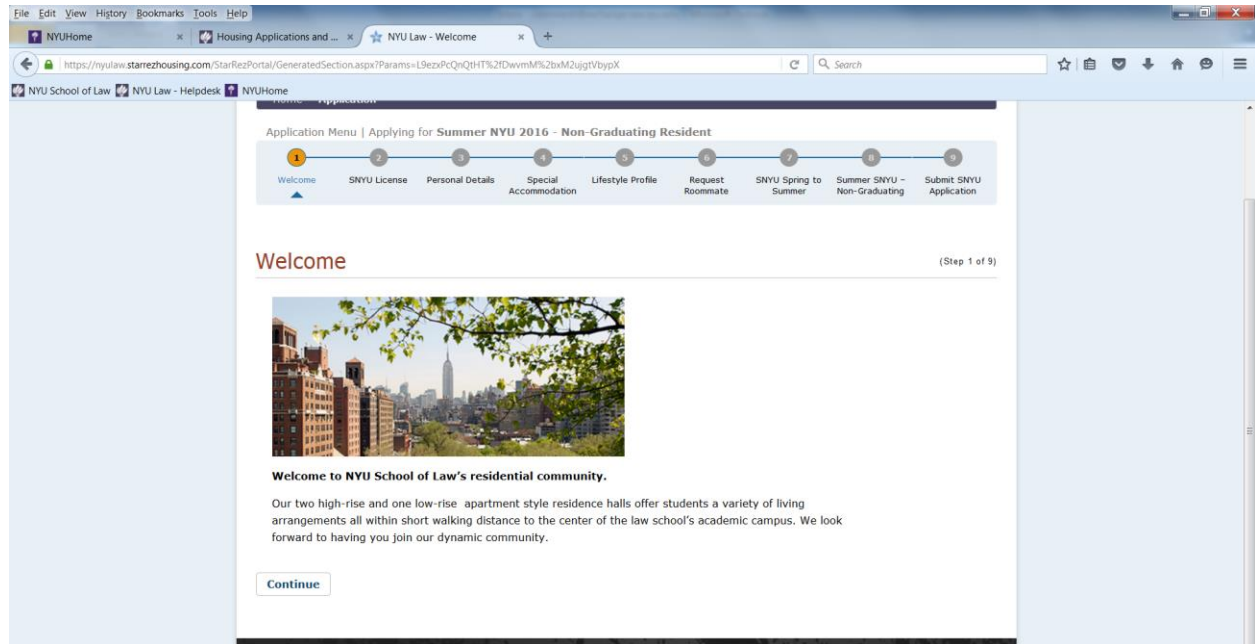


- Click on the Academic Year 2016-2017 Term below, Save and Continue.



The screenshot shows the NYU School of Law application portal. At the top, there is a navigation bar with links for 'NYU School of Law', 'NYU Law - Helpdesk', and 'NYUHome'. The main header features the 'NYU LAW' logo and a user profile for 'Jessica Ciemniecki'. Below the header, a dark blue bar contains the links 'Home' and 'Application'. The central content area is titled 'Term Selector' and contains two radio button options: 'Academic Year 2016-2017' (which is selected) and 'Summer NYU 2016'. A 'Save & Continue' button is positioned below these options. At the bottom of the page, a footer bar includes the text 'Housing Portal' and '© 2016 NYU School of Law'.

- After reviewing the information on the Welcome page, click Continue.



- In the drop down, you can indicate your lottery selection. Re-select Same Assignment, Save and Continue.

The screenshot shows a multi-step process for a housing application. At the top, a progress bar contains nine steps: 1. Welcome, 2. Lottery Selection (highlighted with a yellow circle and an upward arrow), 3. License, 4. Personal Details, 5. Applicant Type, 6. Lifestyle Profile, 7. Roommate Groups, 8. Application Confirmation, and 9. Lottery. Below the progress bar, the page title is "Lottery Selection" in a large, dark font, with "(Step 2 of 9)" in a smaller font to the right. The main content area asks, "What part of Lottery will you participate in?" and features a dropdown menu with "Re-Select Same Assignment" selected. Below the dropdown is a "Save & Continue" button. At the bottom of the page, a dark footer bar contains the text "Housing Portal - v9.3 (2687) - Db: 9.3 - © Skyline Rec. 2014".

1 Welcome 2 Lottery Selection 3 License 4 Personal Details 5 Applicant Type 6 Lifestyle Profile 7 Roommate Groups 8 Application Confirmation 9 Lottery

## Lottery Selection (Step 2 of 9)

What part of Lottery will you participate in?

Re-Select Same Assignment

Save & Continue

Housing Portal - v9.3 (2687) - Db: 9.3 - © Skyline Rec. 2014

- Review the License agreement

The screenshot shows a web browser window with the URL <https://nyulaw-starrezhousing.com/StarRezPortal/GeneratedSection.aspx?Params=L9eZxPcQnQHT%2fDwvmM%2bLr8dEtpMpel>. The page header includes the NYU School of Law logo and the name 'Jessica Cierniecki'. A navigation bar shows the application progress: 1. Welcome, 2. License (current step), 3. Personal Details, 4. Special Accommodation, 5. Accommodation Preferences, 6. Additional Preference Information, 7. Lifestyle Profile, 8. Roommate Request, and 9. Confirmation. The main content area is titled 'License' and includes the following text:

**2016-17 Entering Student Housing License**

Please review this License agreement carefully. You must agree to the terms and conditions of this License prior to submitting a returning student academic year housing application online.

**1. License**

This License is for use of assigned space(s) in New York University ("NYU") School of Law residences and may not be changed or supplemented except in writing signed by you and approved in writing by a representative of the NYU School of Law Department of Residence Services. Apartmentmate requests based upon race, color, religion, sexual orientation, physical characteristic, gender identity/expression, or national origin cannot be accepted.

**2. License Period**

Unless terminated sooner as provided in Sections 11 and 12 of this license, the academic year License period will begin on August 27, 2016 and extend to 10:00 A.M. on Wednesday, May 17, 2017 for all non-graduating students; the academic year License period for graduating students will begin on August 27, 2016 and extend to 10:00 A.M. on Saturday, May 20, 2017. All JD1 students are scheduled to arrive on Wednesday, August

- You must agree to the terms and conditions of this license before you can continue. After submitting your initials, click Agree and Continue.

The screenshot shows a web browser window with the address bar displaying the URL: <https://nyulaw.starzeshousing.com/StarRezPortal/GeneratedSection.aspx?Params=L9ezxPcQnQHT%2fDwmmM%2bxtL8dEtpMpel>. The page content includes the following sections:

**15. Regulations**  
You agree to review and abide by all policies and regulations of NYU and NYU School of Law housing that are or shall become effective during the License period. These policies and regulations are included in the NYU School of Law Housing License, NYU School of Law Student Handbook, NYU Student Handbook, Department of Residence Services Building and Neighborhood Guide, and other publications or policies distributed by and available from the Department of Residence Services. If you violate any such policy or regulation, you will be subject to disciplinary action and/or termination of this License without refund by NYU in its sole discretion.

**16. Indemnity**  
You agree to indemnify and hold harmless New York University, NYU School of Law and its trustees, officers, employees, agents, servants and representatives for any and all damages, loss, expenses, claims and liabilities arising out of your use of the licensed space or breach of any of the terms and conditions of this License, including, without limitation, any personal or bodily injury (including death) or damage to property.

**By submitting an NYU School of Law Student Housing application, I acknowledge that I agree to be bound by the terms and conditions of this License.**

Initials:

[Click here to print this page.](#)

Housing Portal - © 2016 StarRez, Inc. 2016

- Review your personal details.

The screenshot shows a web browser window with the NYU Law application portal. The browser's address bar displays the URL: <https://nyulaw.starzhousing.com/StarRezPortal/GeneratedSection.aspx?Params=L9e3xPcQnQnHT%2fDwvmM%2bxGhNMep41hw2>. The page header includes the NYU School of Law logo and the user's name, Jessica Cierniecki. A navigation bar shows the application progress: 1 Welcome, 2 License, 3 Personal Details (current step), 4 Special Accommodation, 5 Accommodation Preferences, 6 Additional Preference Information, 7 Lifestyle Profile, 8 Roommate Request, and 9 Confirmation. The main content area is titled 'Personal Details' and includes a sub-header '(Step 3 of 9)'. Below this, a message states: 'Please review and verify that all of your personal details below are correct. Please also complete the additional details section below.' The 'Enrollment Information' section contains four input fields: 'Admit Type:', 'Academic Program:', 'Current Program:', and 'Enrollment Class:'.

NYU LAW

Jessica Cierniecki

Home Application

Application Menu | Applying for Academic Year 2016-2017 - Non-Graduating Resident | Application Status | Cancel Application

1 Welcome 2 License 3 Personal Details 4 Special Accommodation 5 Accommodation Preferences 6 Additional Preference Information 7 Lifestyle Profile 8 Roommate Request 9 Confirmation

**Personal Details** (Step 3 of 9)

Please review and verify that all of your personal details below are correct. Please also complete the additional details section below.

**Enrollment Information**

Admit Type:

Academic Program:

Current Program:

Enrollment Class:




- After reviewing your personal details, click Continue.

#### Emergency Contact Information

---

Contact Name:

Relationship:

- Please Select - 

Street Address:


Street Address 2:

City:

State/Province:

Zip/Postal Code:

Country:

(Please Select Country) 

Phone Number:

Cell Phone Number:

Email Address:

[Continue](#)

- In the drop down you can indicate if you will require special accommodations, click Continue.

The screenshot shows a web browser window with the URL <https://nyulaw.starzeshousing.com/StarRezPortal/GeneratedSection.aspx?Params=L5ezxPcQnQHT%2FDwmmM%2bx8GRhtVhdCI>. The page is titled "Special Accommodation" and is labeled "(Step 4 of 9)".

The Henry and Lucy Moses Center for Students with Disabilities (CSD) determines qualified disability status and assists students in obtaining appropriate accommodations and services.

**How to Register with CSD**  
Students in higher education who wish to receive accommodations must self disclose by registering their disability with CSD. The Moses Center for Students with Disabilities (CSD) has established the following process for registration with the office:

- Complete an Application for Services form.
- Gather and submit current documentation of your disability. To register a learning disability or ADD/ADHD, you must submit a current psycho-educational or neuro-psychological evaluation. For all other disability types, you may submit the CSD Certification of Disability form completed by a qualified health professional/clinician. Please refer to our Disability Documentation Guidelines and choose the one specific to your disability to give to your clinician to use as a guide for completing the Certification of Disability form or psycho-educational or neuro-psychological evaluation.
- Submit a signed Authorization for Release of Information form so CSD has your permission to contact your clinician if necessary.
- After you have submitted the Application for Services, current disability documentation, and a signed Authorization for Release of Information form, your request for accommodations will be reviewed by a CSD Disability Specialist. You will then be contacted to schedule a meeting to discuss one of the following: 1. Your approved accommodations and how to use the services provided by CSD; 2. The need for additional documentation of your disability; 3. Why you have not been approved for accommodations through CSD

**\*\*Please note that all CSD forms are also available at the Moses Center at 726 Broadway, 2nd Floor.**

Do you require a reasonable housing accommodation based on a disability?  
- Please Select -

**If you require a reasonable housing accommodation based on disability, you must complete the Request for Reasonable Accommodations provided by the Moses Center for Students with Disabilities.**

[Continue](#)

- Review your current assignment information. To renew your current assignment, click Renew My Assignment.

## Renew Current Assignment

(Step 5 of 6)

**Room:** DA-0903C  
**Room Type:** Q-M  
**Location:** D'Agostino  
**Floor:** DA-0903: P-M Four-room apartment suite with three separate bedrooms, kitchen and bath (535 sq. feet). Average size bedroom = 10'X11'

### Occupancy Information

#### Beds

DA-0903A-1

DA-0903B-1

**DA-0903C-1**

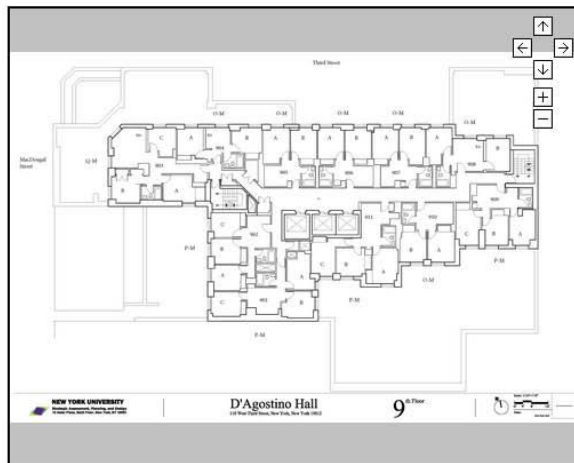
#### Occupants

- Empty -

- Empty -

- Empty -

### Floorplan



[Renew My Assignment](#)

- You must reconfirm your option to renew your current assignment, click Renew My Assignment.

The screenshot shows a web interface for renewing an assignment. At the top, a horizontal progress bar contains six steps: 1 Welcome, 2 Lottery Selection, 3 License, 4 Personal Details, 5 Renew Current Assignment (highlighted with an orange circle and an upward arrow), and 6 Renewal Confirmation. Below the progress bar, the title 'Renew Current Assignment' is displayed in a large, dark font, with '(Step 5 of 6)' in a smaller font to the right. The main content area prompts the user to 'Select the bed you would like to have.' and features a dropdown menu labeled 'My Bed:' with the selected value 'DA-0903C-1'. A blue button labeled 'Renew My Assignment' is positioned below the dropdown. At the bottom of the page, a dark footer bar contains the text 'Housing Portal - v9.3 (2687) - Db 9.3 - © StarRez Inc. 2014'.

1 Welcome 2 Lottery Selection 3 License 4 Personal Details 5 Renew Current Assignment 6 Renewal Confirmation

## Renew Current Assignment (Step 5 of 6)

Select the bed you would like to have.

My Bed: DA-0903C-1

[Renew My Assignment](#)

Housing Portal - v9.3 (2687) - Db 9.3 - © StarRez Inc. 2014

- Review the Renewal Confirmation page once finished, click Confirm.

The screenshot shows a multi-step process bar at the top with six steps: 1 Welcome, 2 Lottery Selection, 3 License, 4 Personal Details, 5 Renew Current Room, and 6 Renewal Confirmation. Step 6 is highlighted with an orange circle and an upward-pointing triangle below it. Below the bar, the page title "Renewal Confirmation" is displayed in a large, bold, brown font, with "(Step 6 of 6)" in a smaller font to the right. The main content area contains four paragraphs of text: "You have completed Phase 1 and have renewed your current assignment for the 2014-2015 academic year.", "There is no additional action required on your part and you will not participate in Phase 2 of the lottery process.", "If you are no longer interested in this housing option, you must cancel by 5pm on April 5, 2014 to avoid any penalty.", and "Thank you for participating in the NYU School of Law 2014-2015 Lottery and Rom Selection process." Below the text is a button labeled "Confirm" in a blue font. At the bottom of the page, a dark gray footer bar contains the text "Housing Portal - v9.3 (2687) - Db 9.3 - © StarRez Inc. 2014".

1 Welcome 2 Lottery Selection 3 License 4 Personal Details 5 Renew Current Room 6 Renewal Confirmation

## Renewal Confirmation (Step 6 of 6)

You have completed Phase 1 and have renewed your current assignment for the 2014-2015 academic year.

There is no additional action required on your part and you will not participate in Phase 2 of the lottery process.

If you are no longer interested in this housing option, you must cancel by 5pm on April 5, 2014 to avoid any penalty.

Thank you for participating in the NYU School of Law 2014-2015 Lottery and Rom Selection process.

[Confirm](#)

Housing Portal - v9.3 (2687) - Db 9.3 - © StarRez Inc. 2014

- You have now renewed your current assignment for the next academic year. You will not participate in Phase II, Room Selection. You have completed your Lottery application and no further action is required.

## Application Status

This page contains the current progress of your application.

The information below contains the specific duration and details of your application.

Please select the next open step from the menu. If there are upcoming steps, please note the dates that these steps will become active.

### .Laureano, .Vanessa

<b>Term:</b>	Academic Year 2014-2015
<b>Status:</b>	✓ Applied : 1/24/2014 11:25:17 AM ✓ Contract Signed ✓ Application Complete

### Room Reservation Details

<b>Room:</b>	DA-0903C
<b>Room Type:</b>	Q-M
<b>Location:</b>	D'Agostino
<b>Floor:</b>	DA-0903: P-M Four-room apartment suite with three separate bedrooms, kitchen and bath (535 sq. feet). Average size bedroom = 10'X11'

### Occupancy Information

Beds	Occupants
DA-0903A-1	- Empty -
DA-0903B-1	- Empty -
<b>DA-0903C-1</b>	N16193605

[View Profile](#)

### Floorplan

