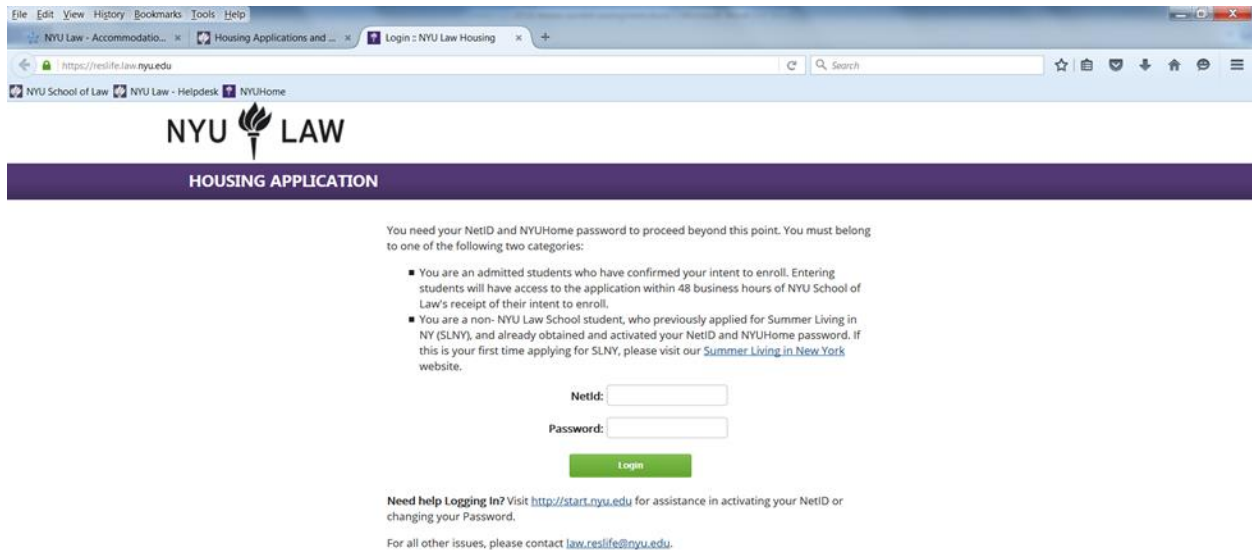


# Lottery and Room Selection

## Participate in Room Selection- Group Phase I

- To log into the housing portal use your NYU Home NetID and Password.



The screenshot shows a web browser window with the URL <https://reslife.law.nyu.edu>. The page features the NYU Law logo and a purple header with the text "HOUSING APPLICATION". Below the header, a message states: "You need your NetID and NYUHome password to proceed beyond this point. You must belong to one of the following two categories:"

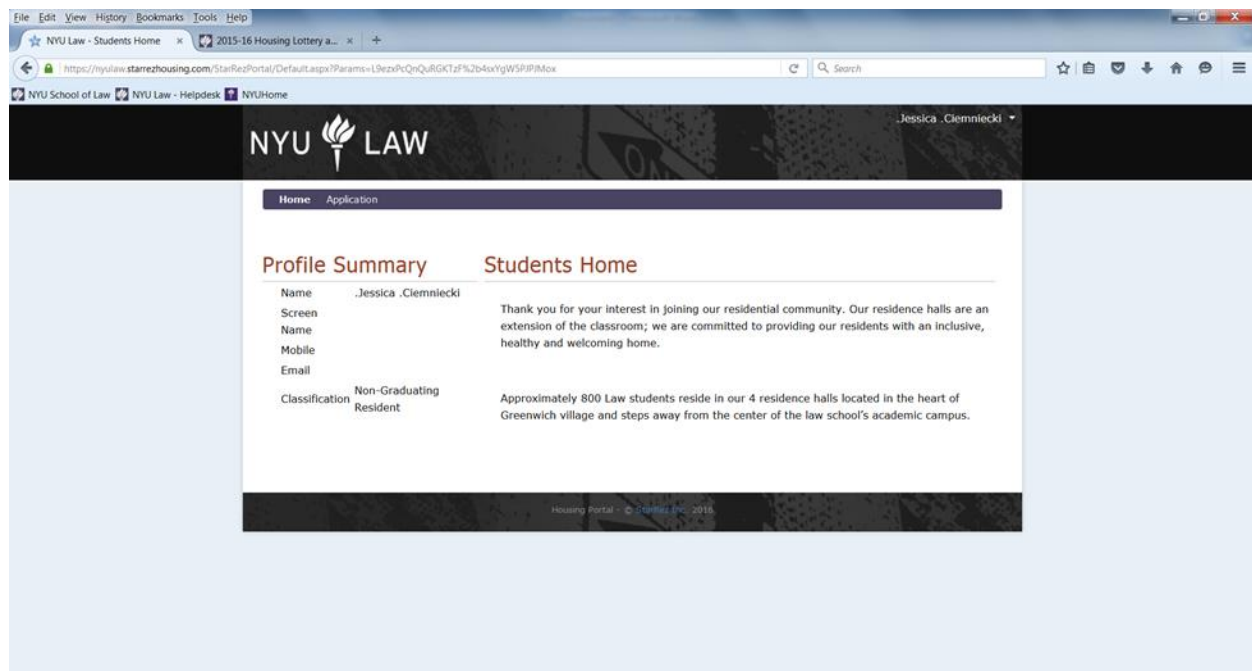
- You are an admitted students who have confirmed your intent to enroll. Entering students will have access to the application within 48 business hours of NYU School of Law's receipt of their intent to enroll.
- You are a non- NYU Law School student, who previously applied for Summer Living in NY (SLNY), and already obtained and activated your NetID and NYUHome password. If this is your first time applying for SLNY, please visit our [Summer Living in New York](#) website.

Below the list, there are two input fields: "Netid:" and "Password:". A green "Login" button is positioned below the password field.

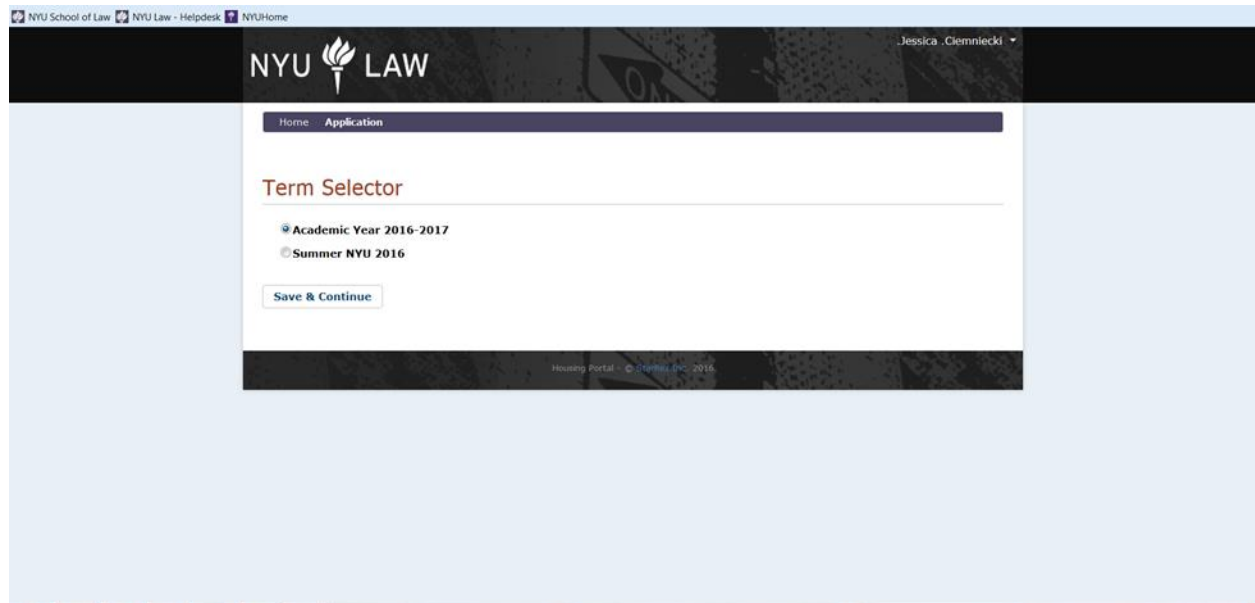
Need help Logging In? Visit <http://start.nyu.edu> for assistance in activating your NetID or changing your Password.

For all other issues, please contact [law.reslife@nyu.edu](mailto:law.reslife@nyu.edu).

- Next click on the Application tab at the top of the page.




- Click on Academic Year 2016-2017 Term below, Save and Continue.



The screenshot shows the NYU School of Law application portal. At the top, there is a navigation bar with links for "NYU School of Law", "NYU Law - Helpdesk", and "NYUHome". The user's name, "Jessica Ciemniecki", is displayed in the top right corner. Below the navigation bar, the "NYU LAW" logo is visible. The main content area is titled "Term Selector" and contains two radio button options: "Academic Year 2016-2017" (which is selected) and "Summer NYU 2016". A "Save & Continue" button is located below the options. The footer of the page includes the text "Housing Portal" and "© 2016 NYU".

- After reviewing the information on the Welcome page, click Continue.



## Welcome

(Step 1 of 4)



Thank you for your interest in returning to NYU School of Law Housing for the 2014-2015 academic year. 2014-2015 School of Law Housing Lottery and Room Selection is a two-phase process beginning in late January with reapplication and concluding in February with room selection. Current 2013-2014 Law School residents are able to participate in this process to secure housing for the 2014-2015 academic year.

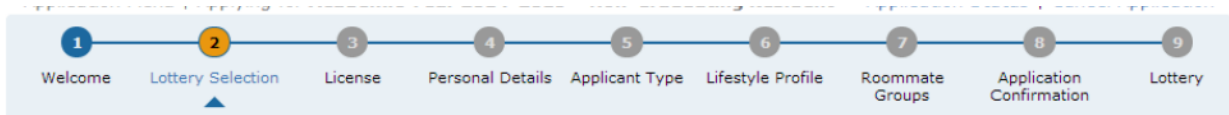
Please be sure to review the all components of the [lottery](#) process prior to completing Phase 1.

The simplified process will allow our current residents to choose one of three choices:

1. Renew current assignment for academic year 2014-2015
2. Enter as an individual or family unit
3. Enter as a newly formed group (maximum of 3 participants)

[Continue](#)

- In the drop down, you can indicate your lottery selection. Participate in Room Selection, Save and Continue.



## Lottery Selection

(Step 2 of 9)

What part of Lottery will you participate in?

Participate In Room Selection ▼

**Save & Continue**

- Review the License agreement

The screenshot shows a web browser window with the URL <https://nyulaw-starezhousing.com/StarRezPortal/GeneratedSection.aspx?Params=L9ezxPtQnQnH7%2fDwvmM%2bxL8dEpMpel>. The page header includes the NYU LAW logo and the user name Jessica Ciemniecki. The navigation bar shows the application progress: Home, Application, Application Menu, Applying for Academic Year 2016-2017 - Non-Graduating Resident, Application Status, and Cancel Application. The progress bar indicates the current step is 2, License, with steps 1 through 9 shown. The main content area is titled "License" and includes the following text:

**2016-17 Entering Student Housing License**

Please review this License agreement carefully. You must agree to the terms and conditions of this License prior to submitting a returning student academic year housing application online.

**1. License**  
This License is for use of assigned space(s) in New York University ("NYU") School of Law residences and may not be changed or supplemented except in writing signed by you and approved in writing by a representative of the NYU School of Law Department of Residence Services. Apartmentmate requests based upon race, color, religion, sexual orientation, physical characteristic, gender identity/expression, or national origin cannot be accepted.

**2. License Period**  
Unless terminated sooner as provided in Sections 11 and 12 of this license, the academic year License period will begin on August 27, 2016 and extend to 10:00 A.M. on Wednesday, May 17, 2017 for all non-graduating students; the academic year License period for graduating students will begin on August 27, 2016 and extend to 10:00 A.M. on Saturday, May 20, 2017. All JD1 students are scheduled to arrive on Wednesday, August

- You must agree to the terms and conditions of this license before you can continue. After submitting your initials, click Agree and Continue.

File Edit View History Bookmarks Tools Help

NYU Law - License 2015-16 Housing Lottery a...

https://nyulaw.stanrezhousing.com/StarRezPortal/GeneratedSection.aspx?Params=L9ezxPcQnQnHT%2FDwvM%2bxdL8dEtpMpel

NYU School of Law NYU Law - Helpdesk NYUHome

**15. Regulations**  
You agree to review and abide by all policies and regulations of NYU and NYU School of Law housing that are or shall become effective during the License period. These policies and regulations are included in the NYU School of Law Housing License, NYU School of Law Student Handbook, NYU Student Handbook, Department of Residence Services Building and Neighborhood Guide, and other publications or policies distributed by and available from the Department of Residence Services. If you violate any such policy or regulation, you will be subject to disciplinary action and/or termination of this License without refund by NYU in its sole discretion.

**16. Indemnity**  
You agree to indemnify and hold harmless New York University, NYU School of Law and its trustees, officers, employees, agents, servants and representatives for any and all damages, loss, expenses, claims and liabilities arising out of your use of the licensed space or breach of any of the terms and conditions of this License, including, without limitation, any personal or bodily injury (including death) or damage to property.

**By submitting an NYU School of Law Student Housing application, I acknowledge that I agree to be bound by the terms and conditions of this License.**

Initials:

[Click here to print this page.](#)

[Agree & Continue](#)

Housing Portal - © 2015 NYU, 2015

- Review your personal details.

The screenshot shows a web browser window with the NYU Law application portal. The browser's address bar displays the URL: <https://nyulaw.stanrezhousing.com/StarRezPortal/GeneratedSection.aspx?Params=L9ezxPtQnQnH7%2fDwmmM%2bxCghMep4Jhw2>. The page header includes the NYU LAW logo and the user's name, Jessica Ciemniecki. Below the header, a navigation bar shows the application progress: Home, Application, Application Menu, Applying for Academic Year 2016-2017 - Non-Graduating Resident, Application Status, and Cancel Application. A progress bar with numbered steps (1-9) indicates the current position: 1 Welcome, 2 License, 3 Personal Details (highlighted), 4 Special Accommodation, 5 Accommodation Preferences, 6 Additional Preference Information, 7 Lifestyle Profile, 8 Roommate Request, and 9 Confirmation. The main content area is titled 'Personal Details' (Step 3 of 9) and contains a message: 'Please review and verify that all of your personal details below are correct. Please also complete the additional details section below.' Below this message, the 'Enrollment Information' section includes four input fields: Admit Type, Academic Program, Current Program, and Enrollment Class.

NYU LAW

Jessica Ciemniecki

Home Application

Application Menu | Applying for Academic Year 2016-2017 - Non-Graduating Resident | Application Status | Cancel Application

1 Welcome 2 License 3 Personal Details 4 Special Accommodation 5 Accommodation Preferences 6 Additional Preference Information 7 Lifestyle Profile 8 Roommate Request 9 Confirmation

**Personal Details** (Step 3 of 9)

Please review and verify that all of your personal details below are correct. Please also complete the additional details section below.

**Enrollment Information**

Admit Type:

Academic Program:

Current Program:

Enrollment Class:



- After reviewing your personal details, click Continue.

(Please Select Country) ▼

Phone Number:

Cell Phone Number:

Email Address:

Continue

Housing Portal - v9.3 (2687) - Db 9.3 - © StarRez Inc. 2014

- In the drop down you can indicate if you will require special accommodations, click Continue.

The screenshot shows a web browser window with the URL <https://nyulaw-stanrezhousing.com/StarRezPortal/GeneratedSection.aspx?Params=L9czPzQnQnHT%2DwmmM%2bx8GRhUvhdCl>. The browser tabs show "NYU Law - Special Accom..." and "2015-16 Housing Lottery a...". The page has a navigation bar with "Accommodation", "Preferences", "Preference Information", and "Request". The main content area is titled "Special Accommodation" and is labeled "(Step 4 of 9)".

The Henry and Lucy Moses Center for Students with Disabilities (CSD) determines qualified disability status and assists students in obtaining appropriate accommodations and services.

**How to Register with CSD**  
Students in higher education who wish to receive accommodations must self disclose by registering their disability with CSD. The Moses Center for Students with Disabilities (CSD) has established the following process for registration with the office:

- Complete an Application for Services form.
- Gather and submit current documentation of your disability. To register a learning disability or ADD/ADHD, you must submit a current psycho-educational or neuro-psychological evaluation. For all other disability types, you may submit the CSD Certification of Disability form completed by a qualified health professional/clinician. Please refer to our Disability Documentation Guidelines and choose the one specific to your disability to give to your clinician to use as a guide for completing the Certification of Disability form or psycho-educational or neuro-psychological evaluation.
- Submit a signed Authorization for Release of Information form so CSD has your permission to contact your clinician if necessary.
- After you have submitted the Application for Services, current disability documentation, and a signed Authorization for Release of Information form, your request for accommodations will be reviewed by a CSD Disability Specialist. You will then be contacted to schedule a meeting to discuss one of the following: 1. Your approved accommodations and how to use the services provided by CSD; 2. The need for additional documentation of your disability; 3. Why you have not been approved for accommodations through CSD

**\*\*Please note that all CSD forms are also available at the Moses Center at 726 Broadway, 2nd Floor.**

Do you require a reasonable housing accommodation based on a disability?  
- Please Select -

**If you require a reasonable housing accommodation based on disability, you must complete the Request for Reasonable Accommodations provided by the Moses Center for Students with Disabilities.**

- Select your Applicant Type. Non-Family Housing or Family Housing. Click Save and Continue.

The screenshot shows a multi-step application process. At the top, a horizontal progress bar contains nine steps: 1 Welcome, 2 Lottery Selection, 3 License, 4 Personal Details, 5 Applicant Type (highlighted with a yellow circle and an upward arrow), 6 Lifestyle Profile, 7 Roommate Groups, 8 Application Confirmation, and 9 Lottery. Below the progress bar, the main heading is "Applicant Type" in a large, brown font, with "(Step 5 of 9)" in a smaller font to the right. Under the heading, the label "Applicant Type \*" is followed by a dropdown menu currently showing "Non-Family Housing". Below this, a small asterisked note reads: "\* Specific rooms may NOT be available for your selection based on your response." At the bottom of the form area is a button labeled "Save & Continue". The footer of the page is a dark grey bar with the text "Housing Portal - v9.3 (2687) - DB 9.3 - © StarRez Inc. 2014".

1 Welcome 2 Lottery Selection 3 License 4 Personal Details 5 Applicant Type 6 Lifestyle Profile 7 Roommate Groups 8 Application Confirmation 9 Lottery

## Applicant Type (Step 5 of 9)

Applicant Type \* Non-Family Housing ▼

\* Specific rooms may NOT be available for your selection based on your response.

Save & Continue

Housing Portal - v9.3 (2687) - DB 9.3 - © StarRez Inc. 2014


- You may provide your Lifestyle preferences on this page. Click Save and Continue.

### Lifestyle

Please be realistic about your lifestyle habits – don't forget you won't be on a college schedule anymore, so think about your preferences, and not necessarily your college habits.

**Do you expect the common areas (bathroom, living room, and kitchen) in the apartment to be cleaned and tidy at all times.**


No Yes



No Preference

**Do you prefer noise while studying (television, music, etc.)?**

No Yes



No Preference

**Do you generally expect to wake up before 8am?**

☐ No ☒ Yes

**Do you generally prefer to go to bed later than 12am?**

☐ No ☒ Yes

### Smoking

**Do you occasional smoke in social setting?**

☒ No ☐ Yes

**Do you want a social smoker for a roommate?**

No Yes



No Preference

[Save & Continue](#)

- When participating in the lottery with roommates, you may create or join an existing group. The creator **will** be the group leader, and will be responsible for the room selection.

## Roommate Groups

---

**You can search for possible roommates and invite them to room with you or you can accept random selection based on your profile.**

Please note that roommate requests, and all selectable housing options, must be mutual to be honored. While we try to accommodate preferences, not all requests can be honored.

You are NOT required to choose a preferred roommate. If you do not have a roommate request, please use the "Continue" button at the bottom of the page to proceed.

### Group Members

---

You are not currently in a Roommate Group. You can search for a group to join using the links below.

### Available Actions

---

[Join A Group](#)

If you know the group name and password, you can add yourself to a group

[Create A Group](#)

You will become the Group Leader of your new group and can give the Group Name & Password to other members to join.

[Save & Continue](#)

- To create a group you will need to create a name and password. All members of the will need to join the group (up to 3 members max) in order to participate in Phase II. Click Continue

Groups

Confirmation

Roommate Groups - Create Roommate Group

(Step 7 of 9)

Group Name:

Password:

Confirm Password:

Continue

Housing Portal - v9.3 (2687) - Db 9.3 - © StarRez Inc. 2014

- To join an existing group, you must have the name and password. Click Save and Continue.

---

## Roommate Groups - Join Roommate Group

(Step 7 of 9)

Enter the details of the group you wish to join

Group Name:

Password:

**Save & Continue**

- This page will display the members of the group you are about to join or the group you are establishing. Click Save and Continue.

## Roommate Groups

You can search for possible roommates and invite them to room with you or you can accept random selection based on your profile.

Please note that roommate requests, and all selectable housing options, must be mutual to be honored. While we try to accommodate preferences, not all requests can be honored.

You are NOT required to choose a preferred roommate. If you do not have a roommate request, please use the "Continue" button at the bottom of the page to proceed.

### Group Members - nyuoffice

**N16193605** (Female, Age: 42)  
Group Leader

[View Profile](#) | [Send Message](#)


(Female, Age: 38)

[View Profile](#)

[Save & Continue](#)



- You have now completed Phase I of the Lottery and Room Selection Process, Click Confirm to proceed.



## Application Confirmation

(Step 8 of 8)

Thank you for completing Phase 1 of the lottery process.

Your application for room selection has been received. You will receive your selection date/time for Phase 2 on Friday, February 7, 2014. All correspondences will be sent to your NYU Home Account ONLY.

[Confirm](#)

Housing Portal - v9.3 (2687) - Db 9.3 - © StarRez Inc. 2014

- When you return to the portal, this page “9” will provide you with your lottery number and time. Click Save and Continue.

## Lottery

(Step 9 of 9)

Main

| Priority Lottery

### Your Timeslot:

You are not assigned to a room for this term. You will be able to select a new room at your designated room selection date and time.

My Timeslot

My Group

nyuoffice

My Group Members

N16193605

Save & Continue

- You may review your application status. Once you have completed Phase II, this page will provide you with your assignment details should you log back into the portal.

The screenshot shows a web browser window with the URL <https://nyulaw.starzhousing.com/StarRezPortal/Modules/Renewal/RenewalStatus.aspx?Params=L9ezPcQhQHT%2FDwvMM%2bxHM71dWnSHCe>. The page header includes the NYU School of Law logo and the user name Jessica Cierniecki. The main content area features a progress bar with 9 steps: 1. Welcome, 2. License, 3. Personal Details, 4. Special Accommodation, 5. Accommodation Preferences, 6. Additional Preference Information, 7. Lifestyle Profile, 8. Roommate Request, and 9. Confirmation. The 'Application Status' section indicates that the application is currently complete. Below this, the user's term and status are listed.

Application Status	
This page contains the current progress of your application.	
The information below contains the specific duration and details of your application.	
Your application is currently complete. Please check the menu for steps that are still open. You may cancel the application by selecting the 'Cancel Application' step.	
<b>Cierniecki, Jessica</b>	
<b>Term:</b>	Academic Year 2016-2017
<b>Status:</b>	<ul style="list-style-type: none"><li>✓ Applied : 2/2/2016 2:29:00 PM</li><li>✓ Contract Signed</li><li>✓ Application Complete</li></ul>