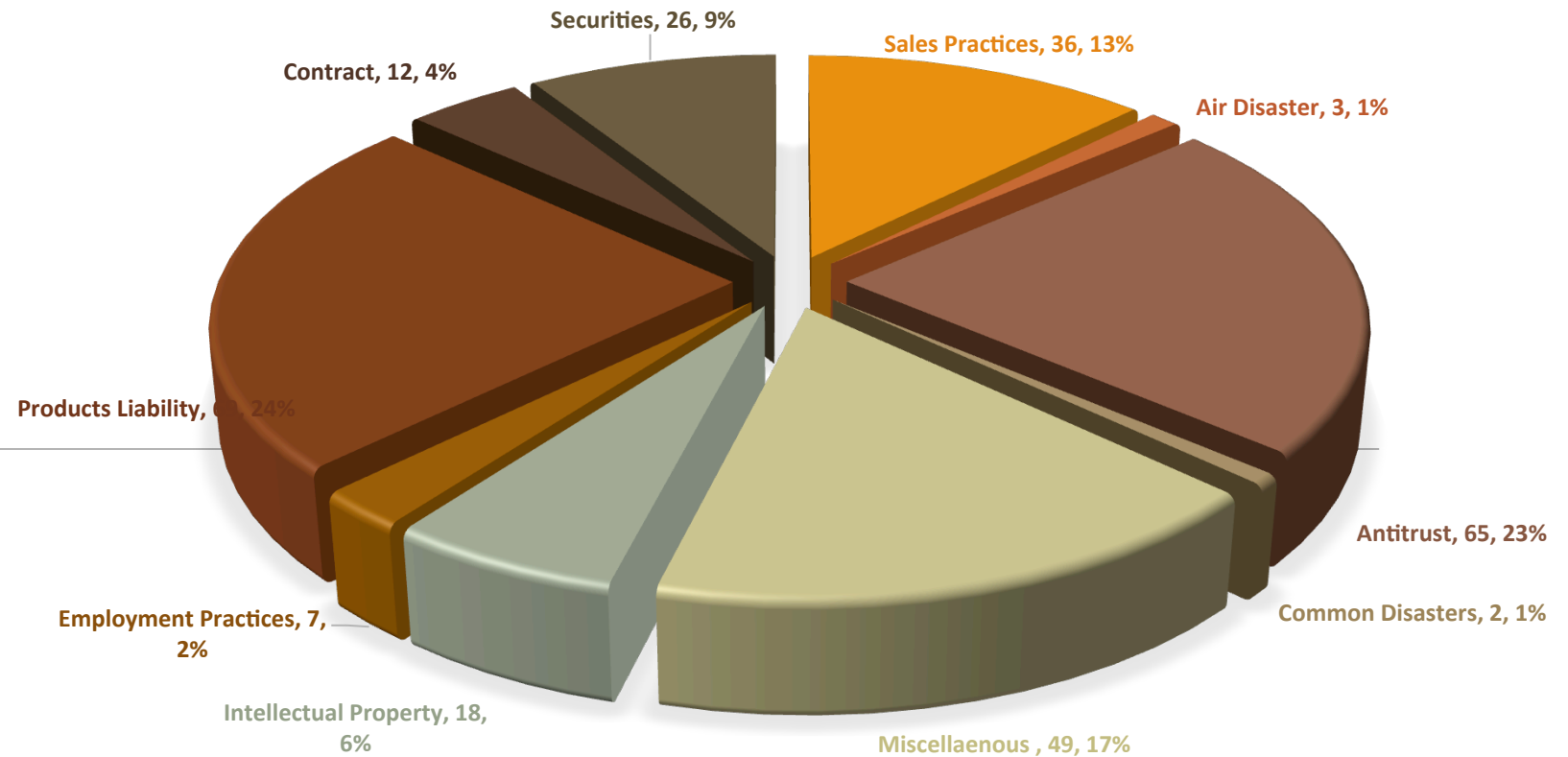


Pending Multidistrict Litigation

Distribution of Pending MDLs By Type as of 7/15/2015

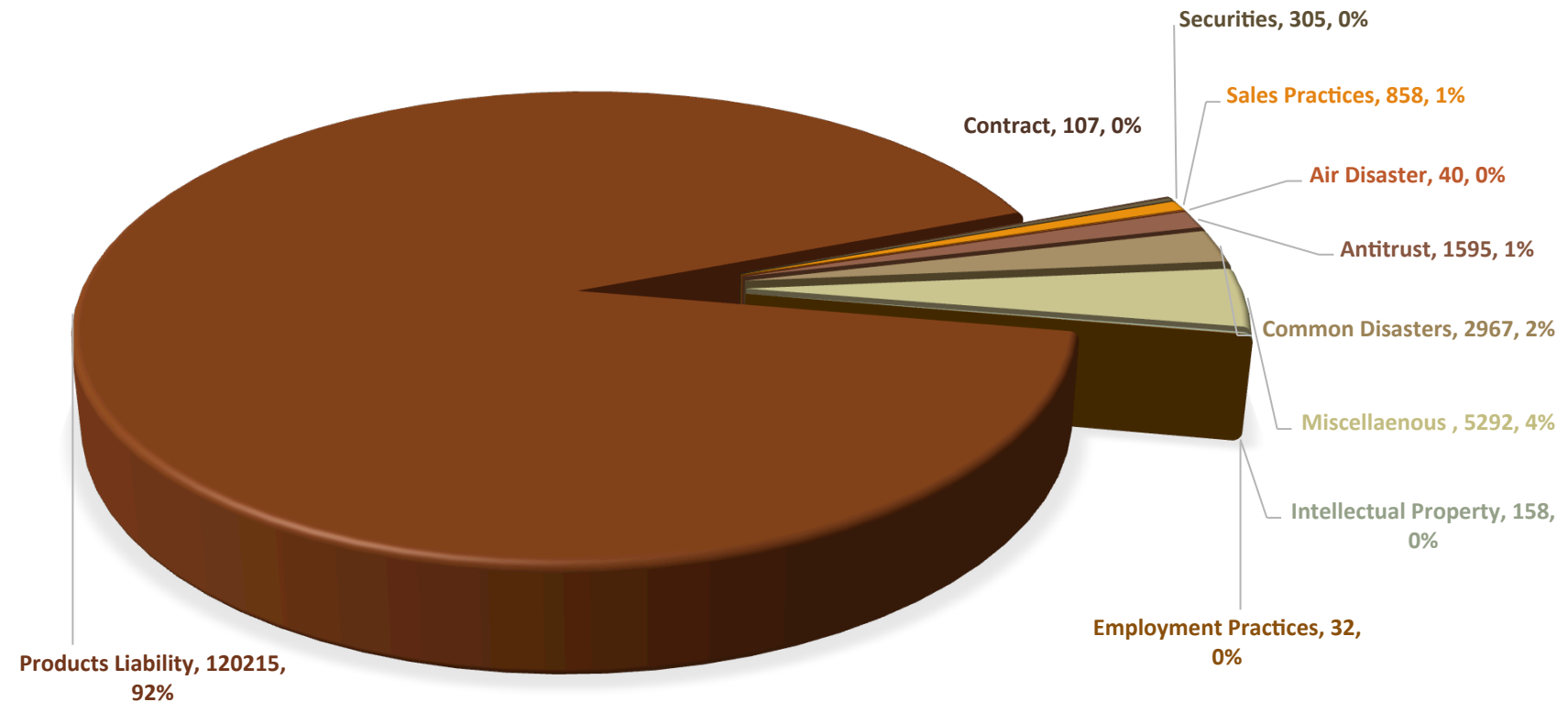
- As of July 7th, 2015, there were 287 named MDL pending in various courts
- Nearly half (47%) of all pending MDL is made up by product liability and antitrust suits



Pending Multidistrict Litigation

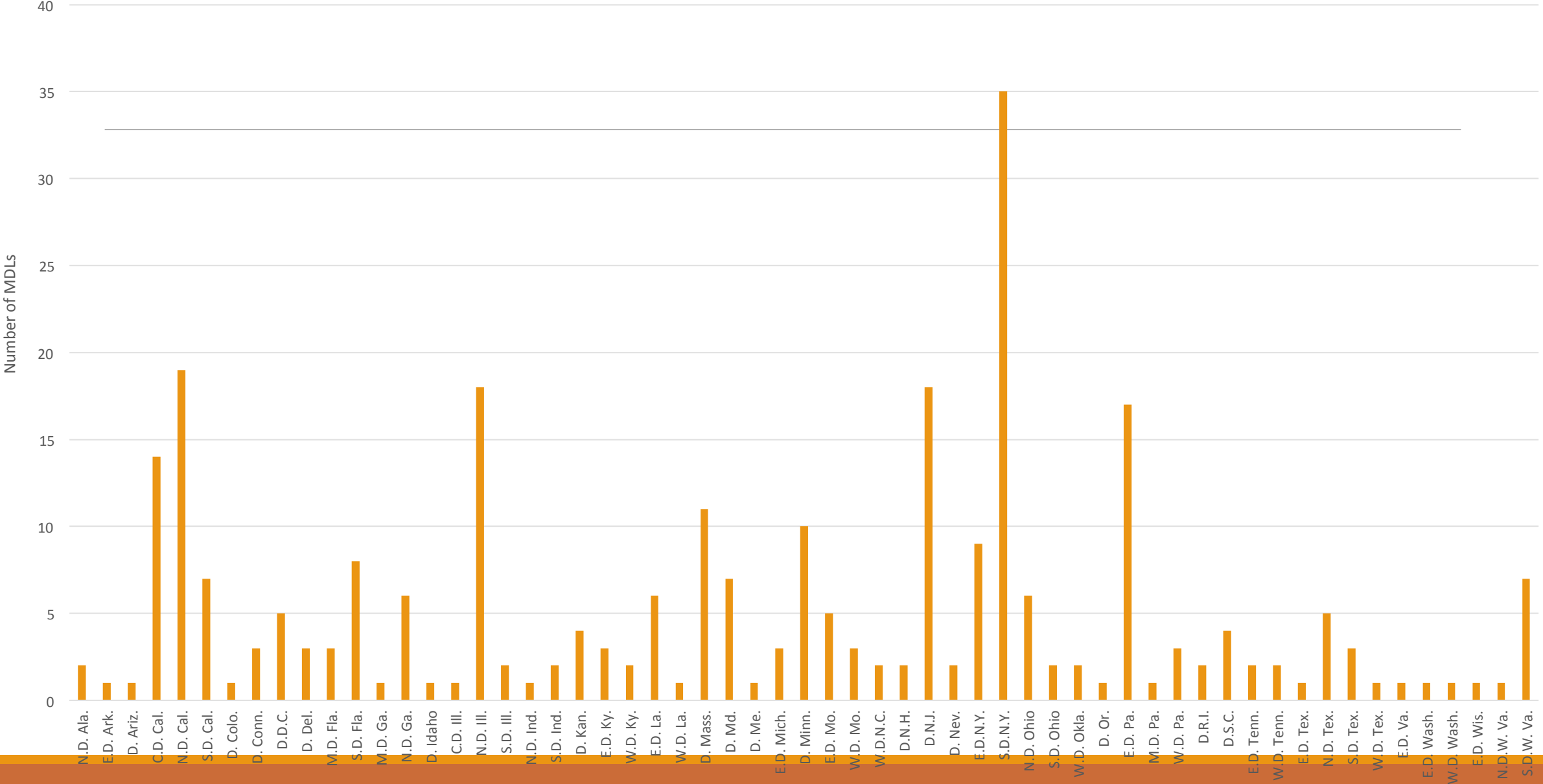
- Despite making up only 24% of all pending, named MDLs, products liability makes up 92% of all pending MDL actions
- Antitrust actions make up 23% of pending, named MDLs, but only ~1% of pending actions
- The majority of actions in the common disasters category (2%) come from litigation resulting from the BP Oil spill (*In re* Oil Spill by the Oil Rig "Deepwater Horizon" in the Gulf of Mexico, on April 20, 2010)

Distribution of Pending MDL Actions By Type as of 7/15/2015



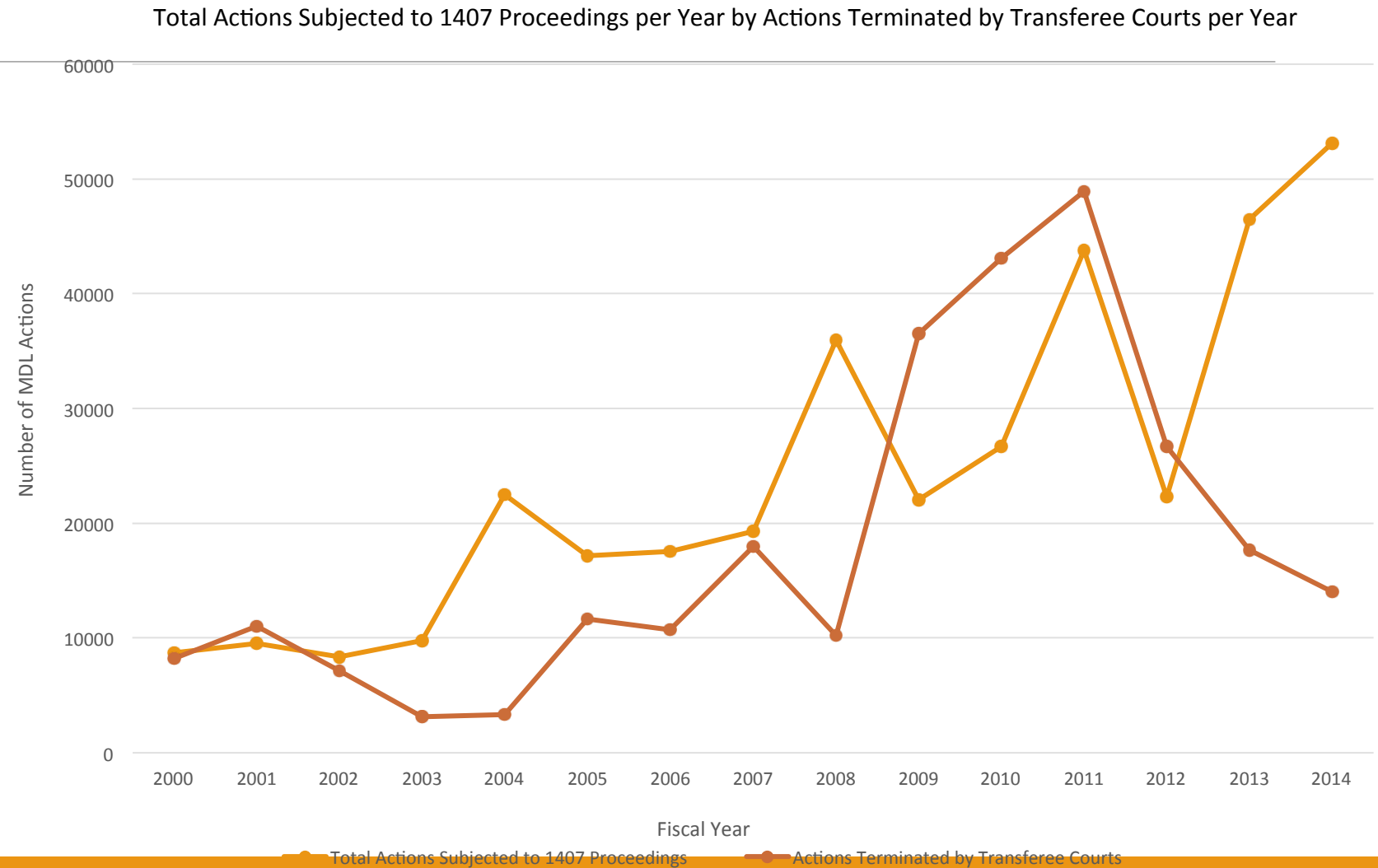
Data Courtesy of Judicial Panel on Multidistrict Litigation

Number of Pending MDLs by District Court

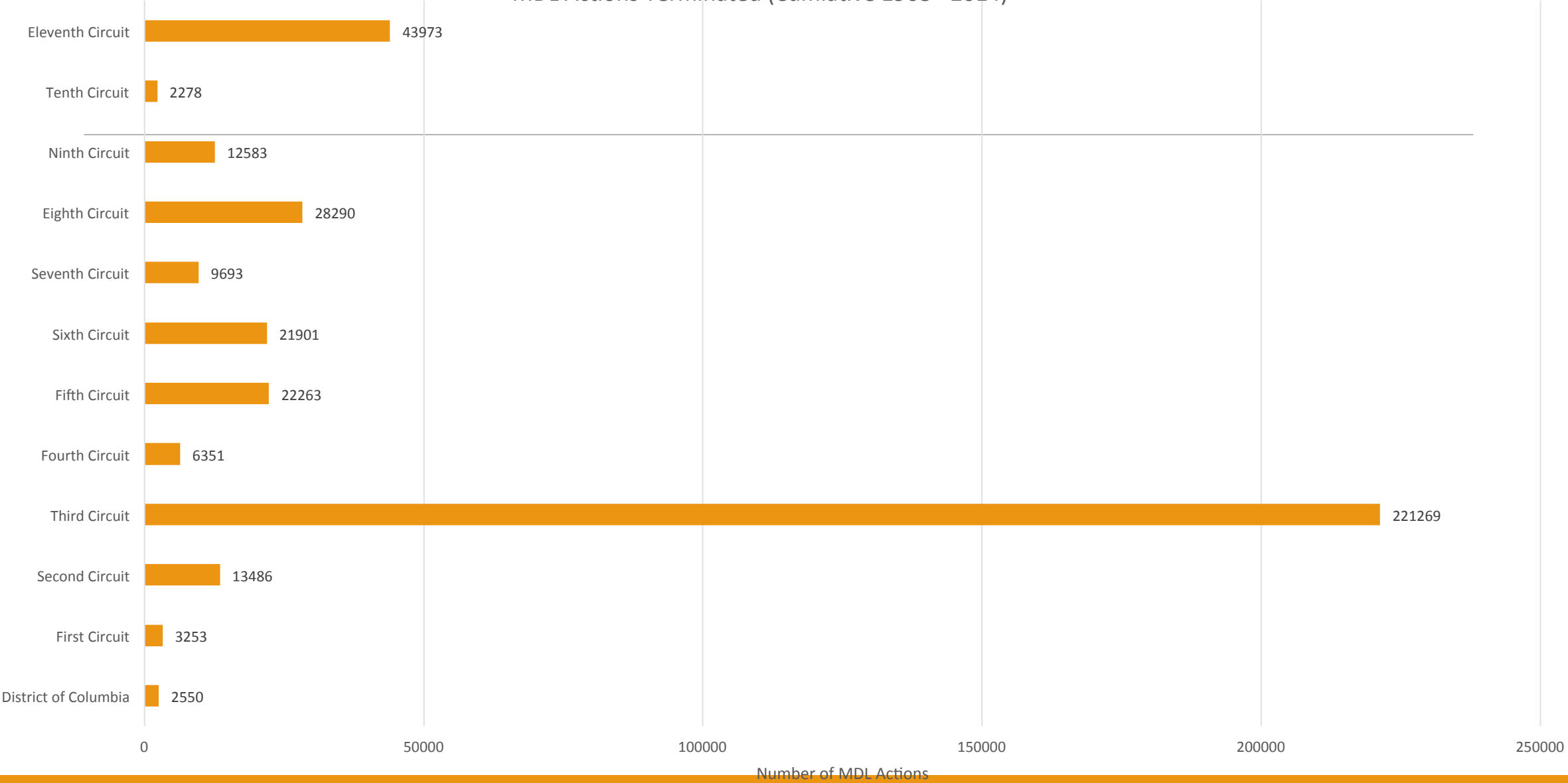


Terminated Multidistrict Litigation

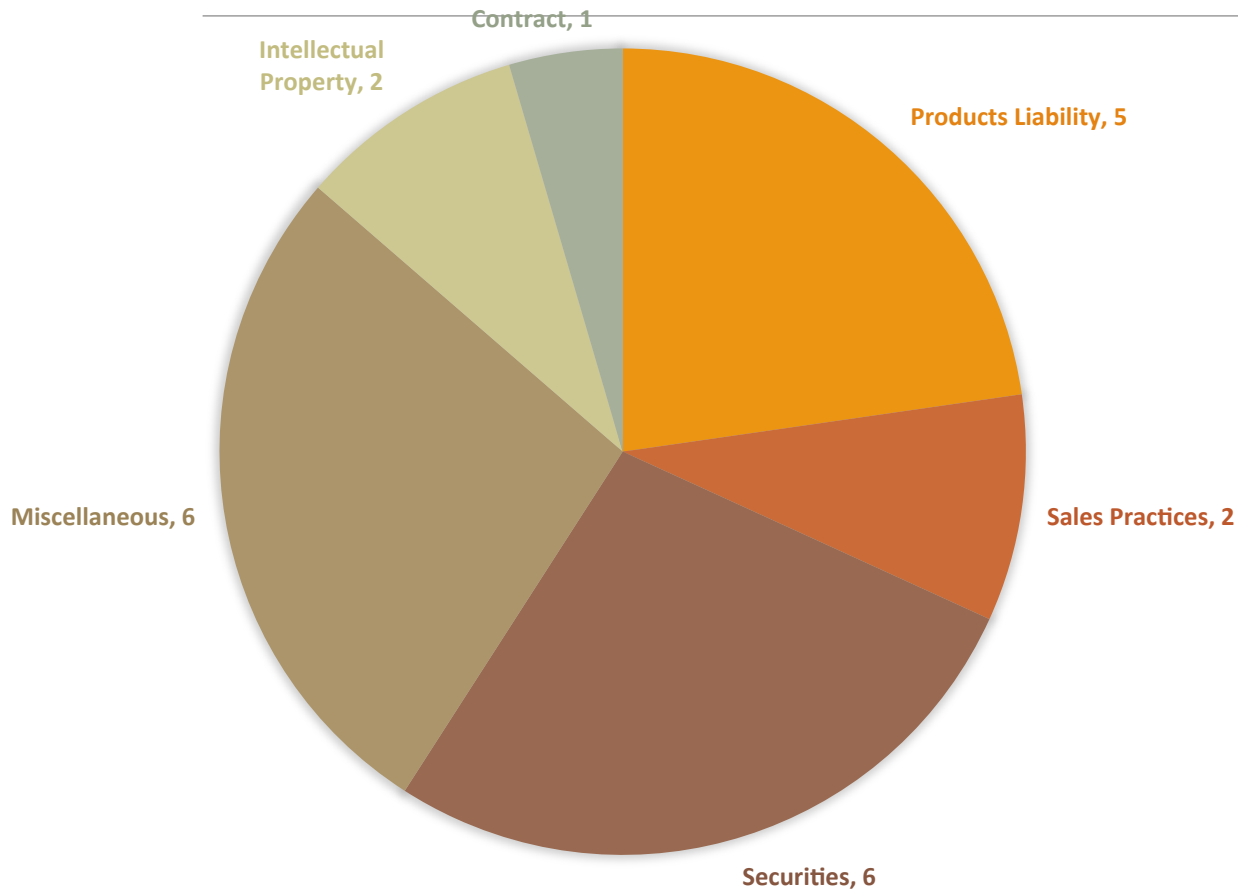
- For a four-year period between 2009 and 2012, the rate of MDL actions being terminated each year was greater than the rate of new MDL actions being brought each year
- In 2013, 28,000 more MDL actions were brought than terminated. In 2014, 39,042 more MDL actions were brought



MDL Actions Terminated (Cumulative 1968 - 2014)



MDL Actions Terminated Between 1/1/2015 and 7/15/2015



- Between January 1st, 2015 and July 15th, 2015, 22 named MDLs have been terminated
- The average length of each MDL terminated between 1/1/2015 and 7/15/2015 from filing to termination is 6.07 years
- The longest MDL (*In re* Reciprocal of America (ROA) Sales Practices Litigation) lasted 12 years, 1 month and 15 days. The shortest (*In re* TLI Communications LLC Patent Litigation) lasted 11 months and 13 days.

MDL Settlement Rates Between 2000 and March 2015

MDL Category	Dispositive Motion (%)	Settled (%)
Air Disaster	20	52-64
Antitrusts	7	18-52
Contracts	8	30-63
Patent	12	55-71
Sales Practices	6	66-88
Securities	28	15-48
Products Liability	-	-
Asbestos	0	85-87
Personal Injury	3	43-85
Pharmaceutical	3	52-88

- 251,221 MDL case terminations were found between 2000 and March 2015
- 97% of terminated cases were personal injury products liability cases, and 69% were Asbestos cases
- 1% of MDL cases terminated by dispositive motion and at least 72% of cases were settled

Sources

- Memorandum from Emery Lee, Fed. Judicial Ctr, to Samuel Issacharoff, NYU School of Law (June 2, 2015) (on file with recipient).
- U.S. Judicial Panel on Multidist. Litig., MDLS TERMINATED BETWEEN JANUARY 1ST, 2015 AND JULY 15TH, 2015 (Jul. 15, 2015), *available at* <http://www.jpml.uscourts.gov/pending-mdls-0>.
- U.S. Judicial Panel on Multidist. Litig., PENDING MDLS BY DISTRICT AS OF JULY 15TH, 2015 (Jul. 15, 2015), *available at* <http://www.jpml.uscourts.gov/pending-mdls-0>.
- U.S. Judicial Panel on Multidist. Litig., PENDING MDLS BY DOCKET TYPE AS OF JULY 15TH, 2015 (Jul. 15, 2015), *available at* <http://www.jpml.uscourts.gov/pending-mdls-0>.
- U.S. Judicial Panel on Multidist. Litig., MULTIDISTRICT LITIGATION TERMINATED THROUGH SEPTEMBER 30, 2014, *available at* <http://www.jpml.uscourts.gov/statistics-info>.
- U.S. Judicial Panel on Multidist. Litig., STATISTICAL ANALYSIS OF MULTIDISTRICT LITIGATION FISCAL YEAR 2000 (2000), *available at* <http://www.jpml.uscourts.gov/statistics-info>.
- U.S. Judicial Panel on Multidist. Litig., STATISTICAL ANALYSIS OF MULTIDISTRICT LITIGATION FISCAL YEAR 2001 (2001), *available at* <http://www.jpml.uscourts.gov/statistics-info>.
- U.S. Judicial Panel on Multidist. Litig., STATISTICAL ANALYSIS OF MULTIDISTRICT LITIGATION FISCAL YEAR 2002 (2002), *available at* <http://www.jpml.uscourts.gov/statistics-info>.
- U.S. Judicial Panel on Multidist. Litig., STATISTICAL ANALYSIS OF MULTIDISTRICT LITIGATION FISCAL YEAR 2003 (2003), *available at* <http://www.jpml.uscourts.gov/statistics-info>.
- U.S. Judicial Panel on Multidist. Litig., STATISTICAL ANALYSIS OF MULTIDISTRICT LITIGATION FISCAL YEAR 2004 (2004), *available at* <http://www.jpml.uscourts.gov/statistics-info>.
- U.S. Judicial Panel on Multidist. Litig., STATISTICAL ANALYSIS OF MULTIDISTRICT LITIGATION FISCAL YEAR 2005 (2005), *available at* <http://www.jpml.uscourts.gov/statistics-info>.
- U.S. Judicial Panel on Multidist. Litig., STATISTICAL ANALYSIS OF MULTIDISTRICT LITIGATION FISCAL YEAR 2006 (2006), *available at* <http://www.jpml.uscourts.gov/statistics-info>.
- U.S. Judicial Panel on Multidist. Litig., STATISTICAL ANALYSIS OF MULTIDISTRICT LITIGATION FISCAL YEAR 2007 (2007), *available at* <http://www.jpml.uscourts.gov/statistics-info>.
- U.S. Judicial Panel on Multidist. Litig., STATISTICAL ANALYSIS OF MULTIDISTRICT LITIGATION FISCAL YEAR 2008 (2008), *available at* <http://www.jpml.uscourts.gov/statistics-info>.
- U.S. Judicial Panel on Multidist. Litig., STATISTICAL ANALYSIS OF MULTIDISTRICT LITIGATION FISCAL YEAR 2009 (2009), *available at* <http://www.jpml.uscourts.gov/statistics-info>.
- U.S. Judicial Panel on Multidist. Litig., STATISTICAL ANALYSIS OF MULTIDISTRICT LITIGATION FISCAL YEAR 2010 (2010), *available at* <http://www.jpml.uscourts.gov/statistics-info>.
- U.S. Judicial Panel on Multidist. Litig., STATISTICAL ANALYSIS OF MULTIDISTRICT LITIGATION FISCAL YEAR 2011 (2011), *available at* <http://www.jpml.uscourts.gov/statistics-info>.
- U.S. Judicial Panel on Multidist. Litig., STATISTICAL ANALYSIS OF MULTIDISTRICT LITIGATION FISCAL YEAR 2012 (2012), *available at* <http://www.jpml.uscourts.gov/statistics-info>.
- U.S. Judicial Panel on Multidist. Litig., STATISTICAL ANALYSIS OF MULTIDISTRICT LITIGATION FISCAL YEAR 2013 (2013), *available at* <http://www.jpml.uscourts.gov/statistics-info>.
- U.S. Judicial Panel on Multidist. Litig., STATISTICAL ANALYSIS OF MULTIDISTRICT LITIGATION FISCAL YEAR 2014 (2014), *available at* <http://www.jpml.uscourts.gov/statistics-info>.